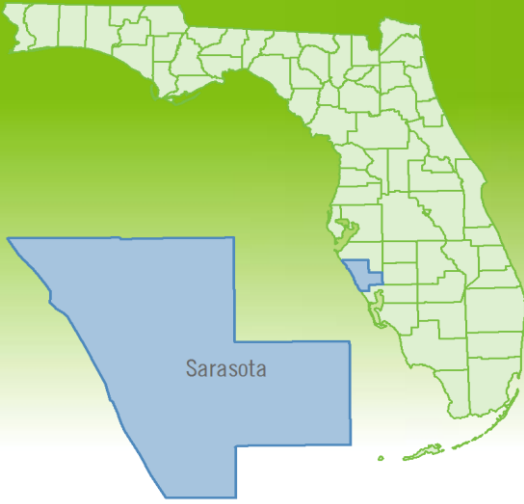


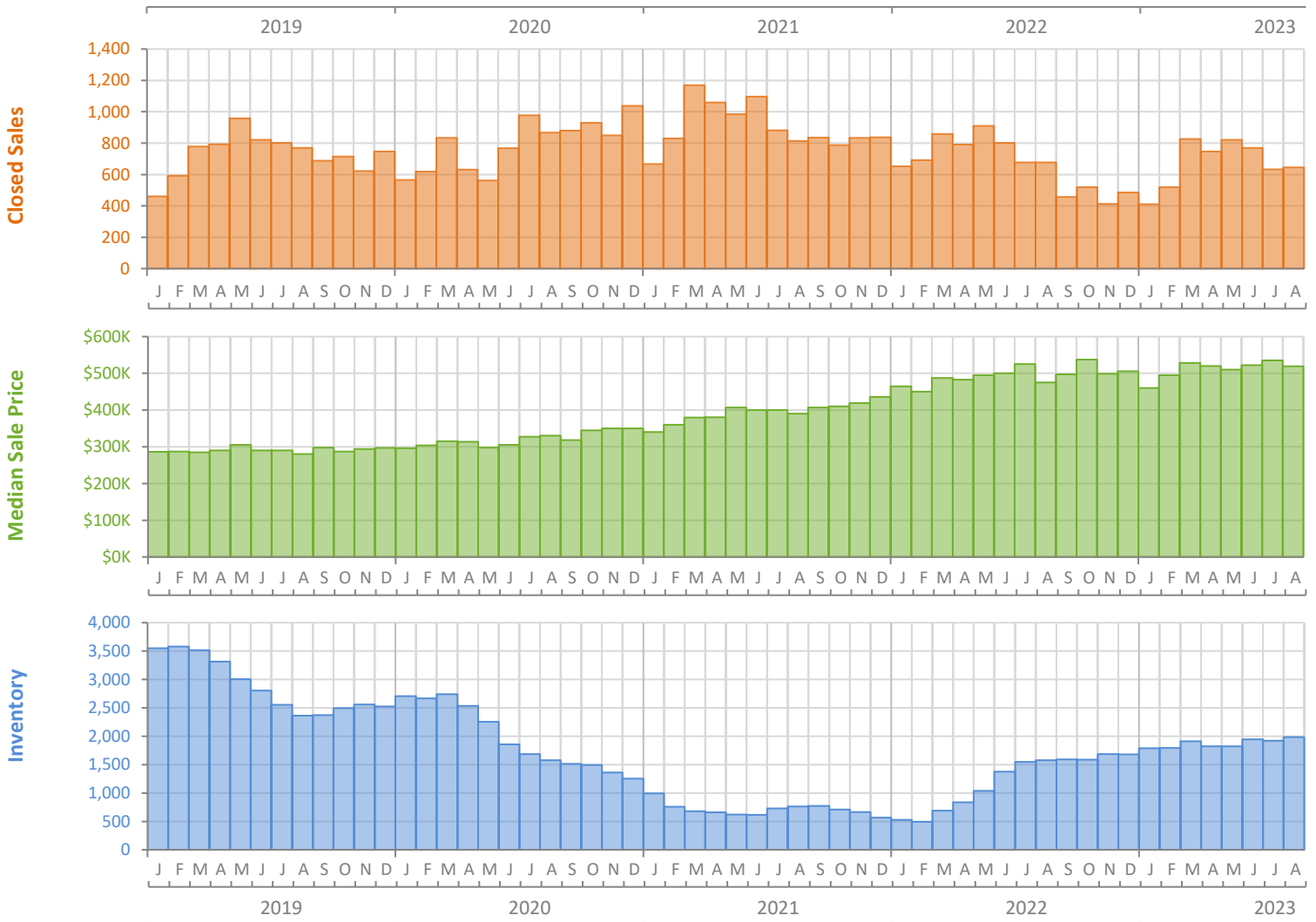
Monthly Market Summary - August 2023

Single-Family Homes

Sarasota County



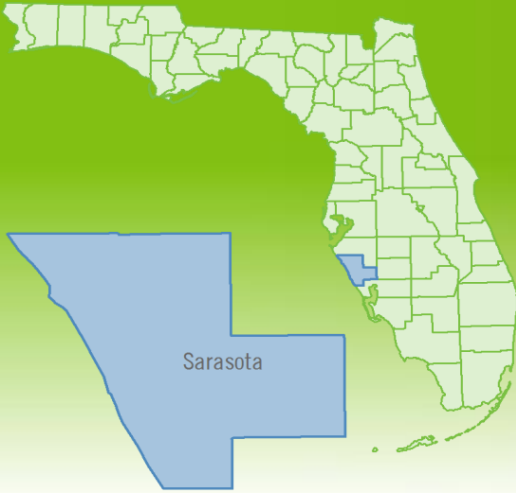
	August 2023	August 2022	Percent Change Year-over-Year
Closed Sales	645	678	-4.9%
Paid in Cash	294	294	0.0%
Median Sale Price	\$519,000	\$475,250	9.2%
Average Sale Price	\$730,826	\$675,808	8.1%
Dollar Volume	\$471.4 Million	\$458.2 Million	2.9%
Med. Pct. of Orig. List Price Received	95.8%	97.4%	-1.6%
Median Time to Contract	31 Days	14 Days	121.4%
Median Time to Sale	75 Days	56 Days	33.9%
New Pending Sales	583	674	-13.5%
New Listings	822	847	-3.0%
Pending Inventory	923	1,018	-9.3%
Inventory (Active Listings)	1,983	1,577	25.7%
Months Supply of Inventory	3.3	2.0	65.0%



Monthly Distressed Market - August 2023

Single-Family Homes

Sarasota County



		August 2023	August 2022	Percent Change Year-over-Year
Traditional	Closed Sales	644	676	-4.7%
	Median Sale Price	\$519,000	\$475,500	9.1%
Foreclosure/REO	Closed Sales	0	1	-100.0%
	Median Sale Price	(No Sales)	\$0	N/A
Short Sale	Closed Sales	1	1	0.0%
	Median Sale Price	\$699,000	\$305,000	129.2%

