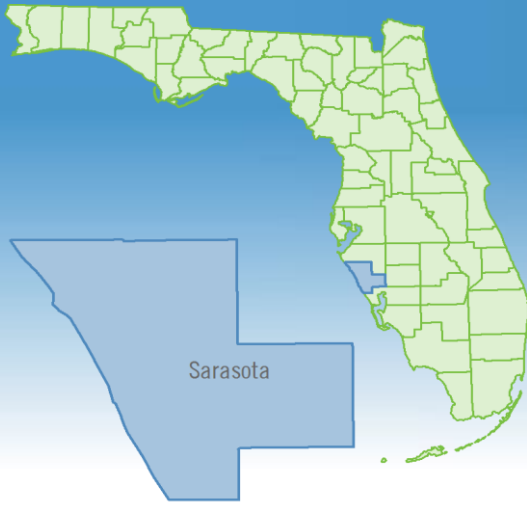


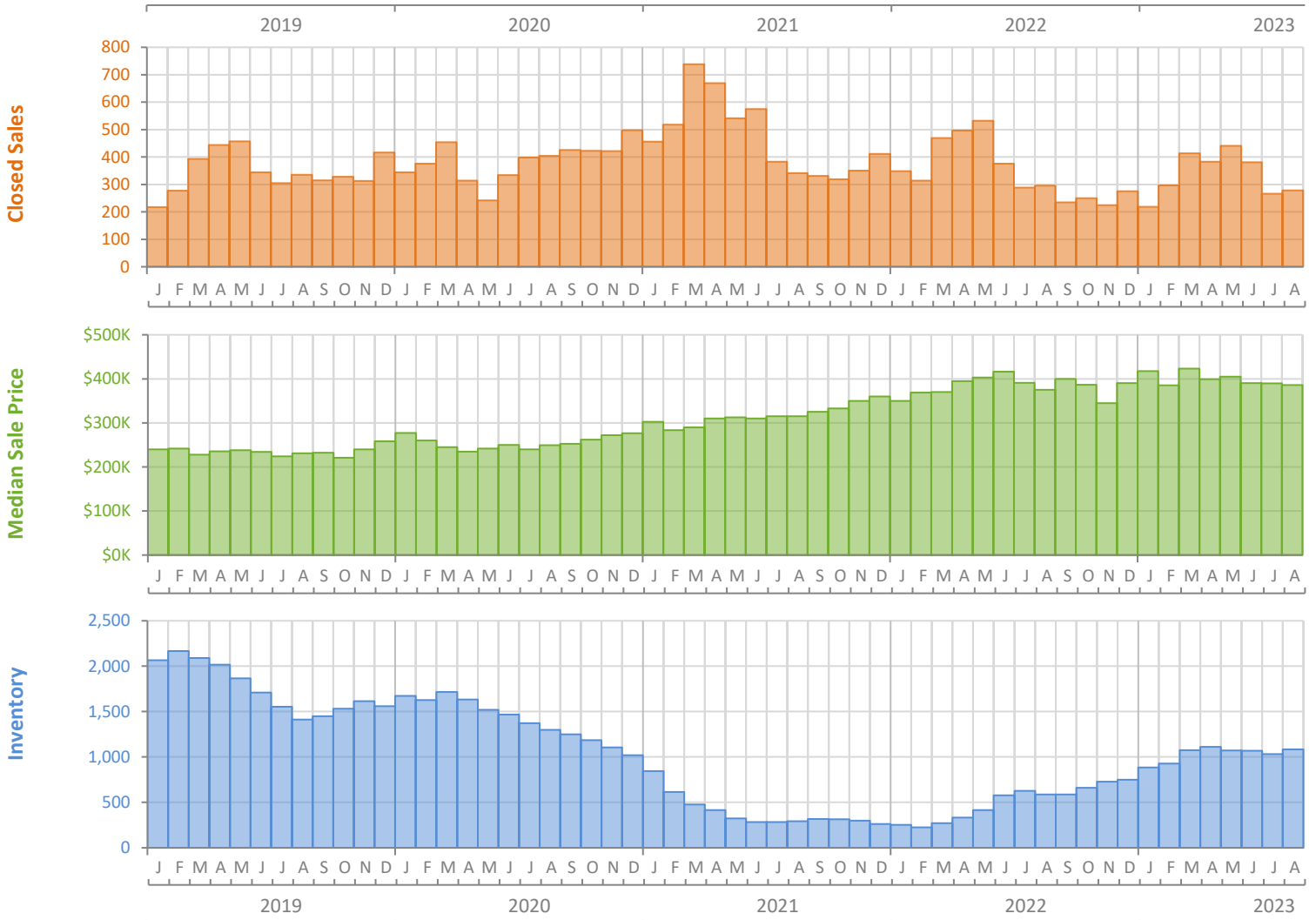
Monthly Market Summary - August 2023

Townhouses and Condos

Sarasota County



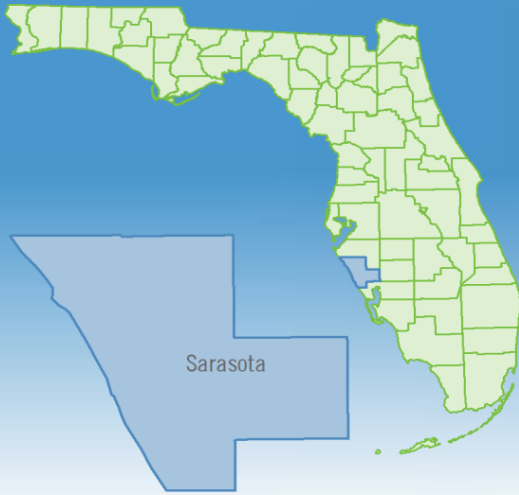
	August 2023	August 2022	Percent Change Year-over-Year
Closed Sales	279	296	-5.7%
Paid in Cash	170	176	-3.4%
Median Sale Price	\$385,650	\$375,000	2.8%
Average Sale Price	\$527,829	\$494,796	6.7%
Dollar Volume	\$147.3 Million	\$146.5 Million	0.5%
Med. Pct. of Orig. List Price Received	94.3%	98.3%	-4.1%
Median Time to Contract	46 Days	14 Days	228.6%
Median Time to Sale	87 Days	51 Days	70.6%
New Pending Sales	245	309	-20.7%
New Listings	380	333	14.1%
Pending Inventory	594	604	-1.7%
Inventory (Active Listings)	1,083	588	84.2%
Months Supply of Inventory	3.5	1.6	118.8%



Monthly Distressed Market - August 2023

Townhouses and Condos

Sarasota County



		August 2023	August 2022	Percent Change Year-over-Year
Traditional	Closed Sales	279	294	-5.1%
	Median Sale Price	\$385,650	\$375,000	2.8%
Foreclosure/REO	Closed Sales	0	2	-100.0%
	Median Sale Price	(No Sales)	\$480,250	N/A
Short Sale	Closed Sales	0	0	N/A
	Median Sale Price	(No Sales)	(No Sales)	N/A

