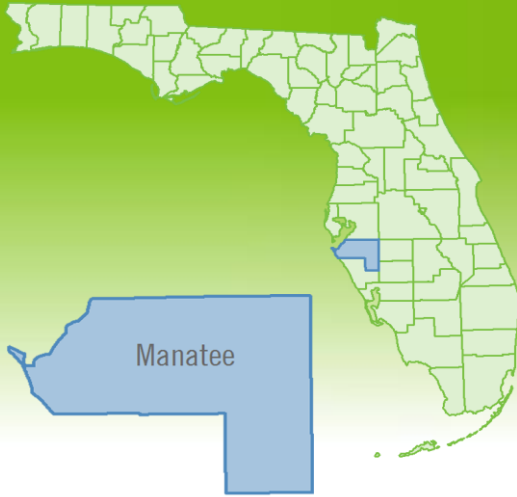


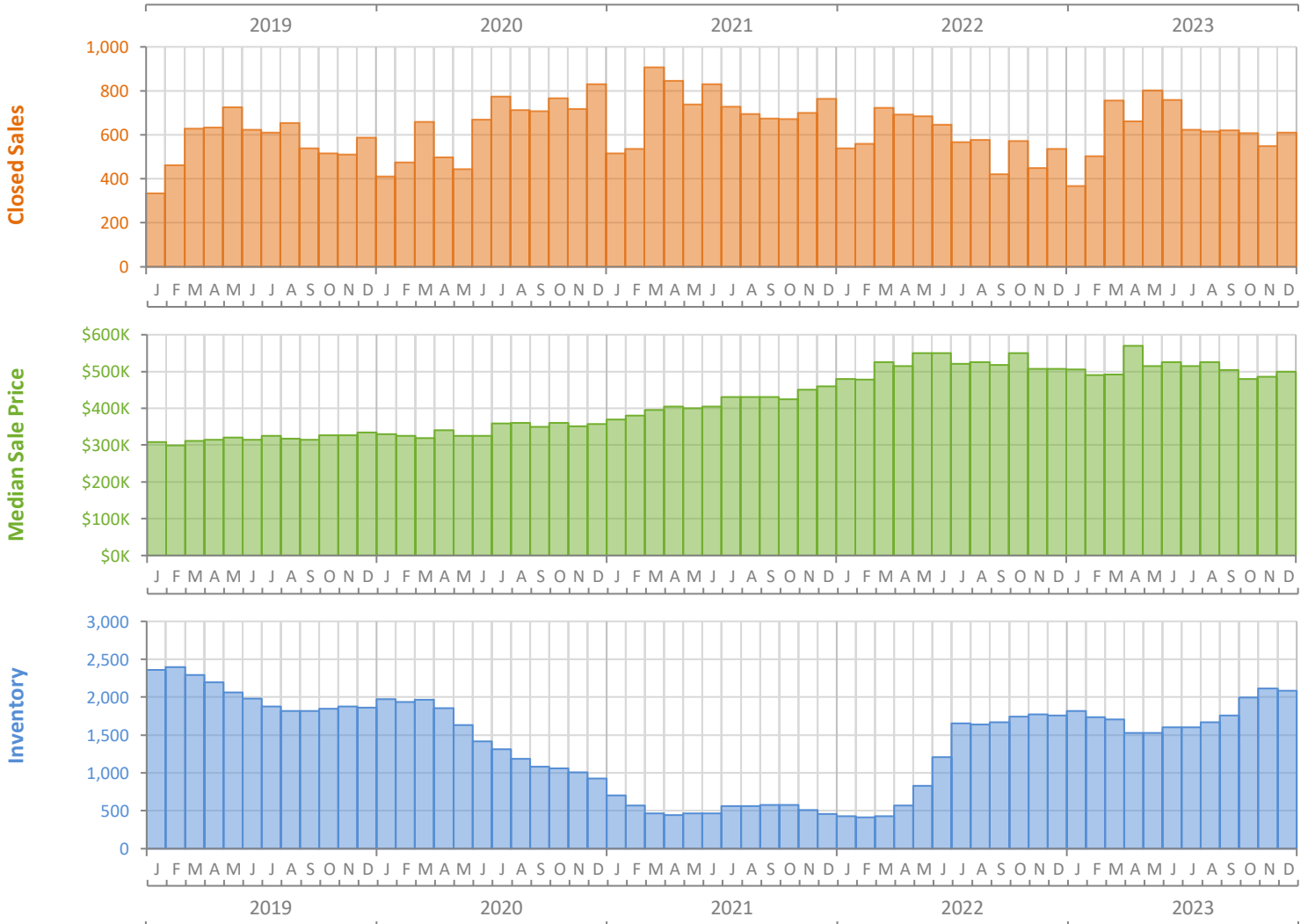
# Monthly Market Summary - December 2023

## Single-Family Homes

### Manatee County



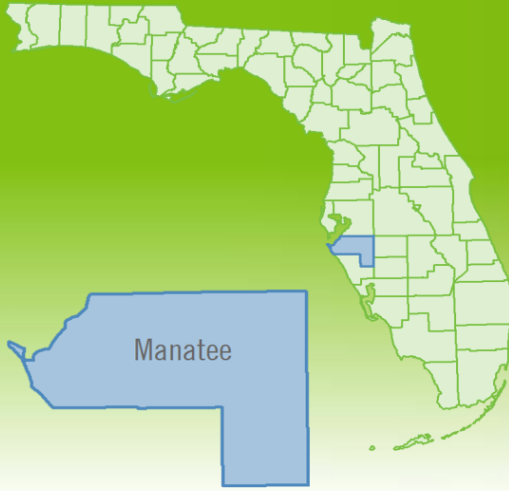
	December 2023	December 2022	Percent Change Year-over-Year
Closed Sales	610	537	13.6%
Paid in Cash	222	181	22.7%
Median Sale Price	\$499,900	\$507,000	-1.4%
Average Sale Price	\$694,847	\$610,237	13.9%
Dollar Volume	\$423.9 Million	\$327.7 Million	29.3%
Med. Pct. of Orig. List Price Received	97.0%	96.0%	1.0%
Median Time to Contract	35 Days	27 Days	29.6%
Median Time to Sale	83 Days	81 Days	2.5%
New Pending Sales	448	381	17.6%
New Listings	616	527	16.9%
Pending Inventory	614	753	-18.5%
Inventory (Active Listings)	2,084	1,755	18.7%
Months Supply of Inventory	3.3	3.0	10.0%



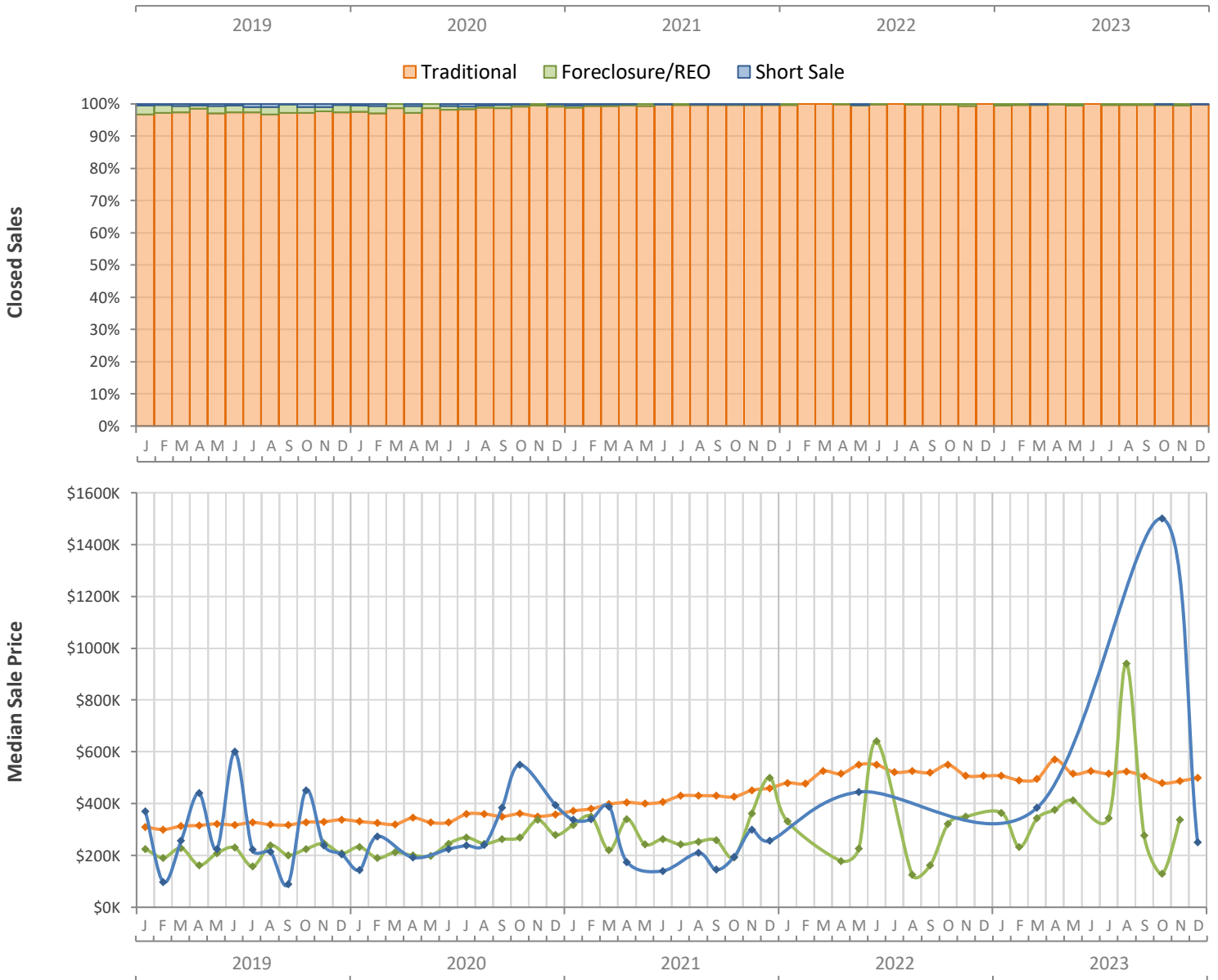
# Monthly Distressed Market - December 2023

## Single-Family Homes

### Manatee County



		December 2023	December 2022	Percent Change Year-over-Year
Traditional	Closed Sales	609	537	13.4%
	Median Sale Price	\$499,900	\$507,000	-1.4%
Foreclosure/REO	Closed Sales	0	0	N/A
	Median Sale Price	(No Sales)	(No Sales)	N/A
Short Sale	Closed Sales	1	0	N/A
	Median Sale Price	\$250,000	(No Sales)	N/A



Produced by Florida REALTORS® with data provided by Florida's multiple listing services. Statistics for each month compiled from MLS feeds on the 15th day of the following month. Data released on Friday, January 19, 2024. Next data release is Thursday, February 22, 2024.