

Monthly Market Summary - December 2023

Townhouses and Condos

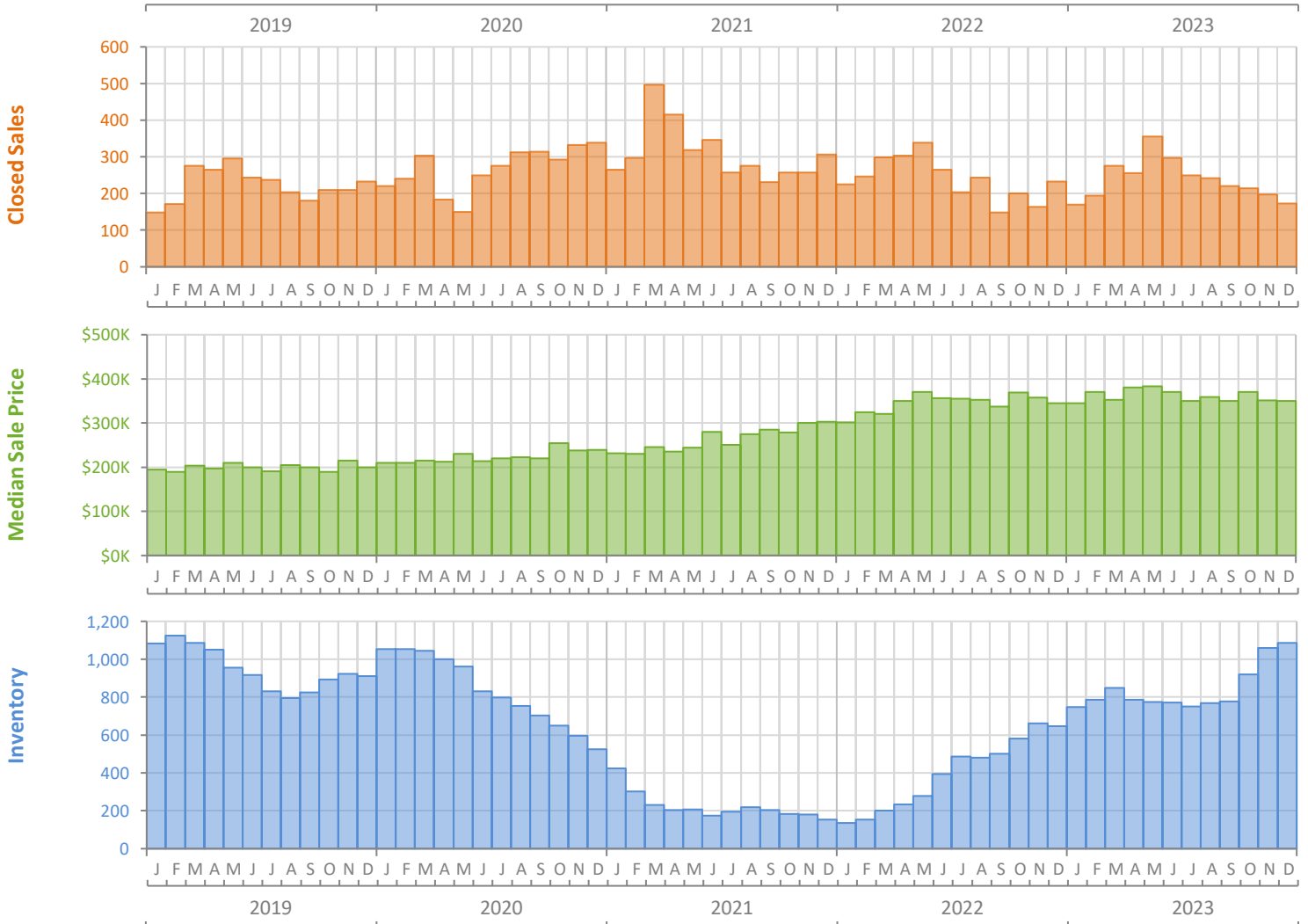
Manatee County



FloridaRealtors®
The Voice for Real Estate® in Florida



	December 2023	December 2022	Percent Change Year-over-Year
Closed Sales	173	232	-25.4%
Paid in Cash	95	117	-18.8%
Median Sale Price	\$350,000	\$344,475	1.6%
Average Sale Price	\$378,260	\$364,057	3.9%
Dollar Volume	\$65.4 Million	\$84.5 Million	-22.5%
Med. Pct. of Orig. List Price Received	95.4%	97.8%	-2.5%
Median Time to Contract	38 Days	19 Days	100.0%
Median Time to Sale	76 Days	63 Days	20.6%
New Pending Sales	164	183	-10.4%
New Listings	246	214	15.0%
Pending Inventory	248	282	-12.1%
Inventory (Active Listings)	1,087	648	67.7%
Months Supply of Inventory	4.6	2.7	70.4%



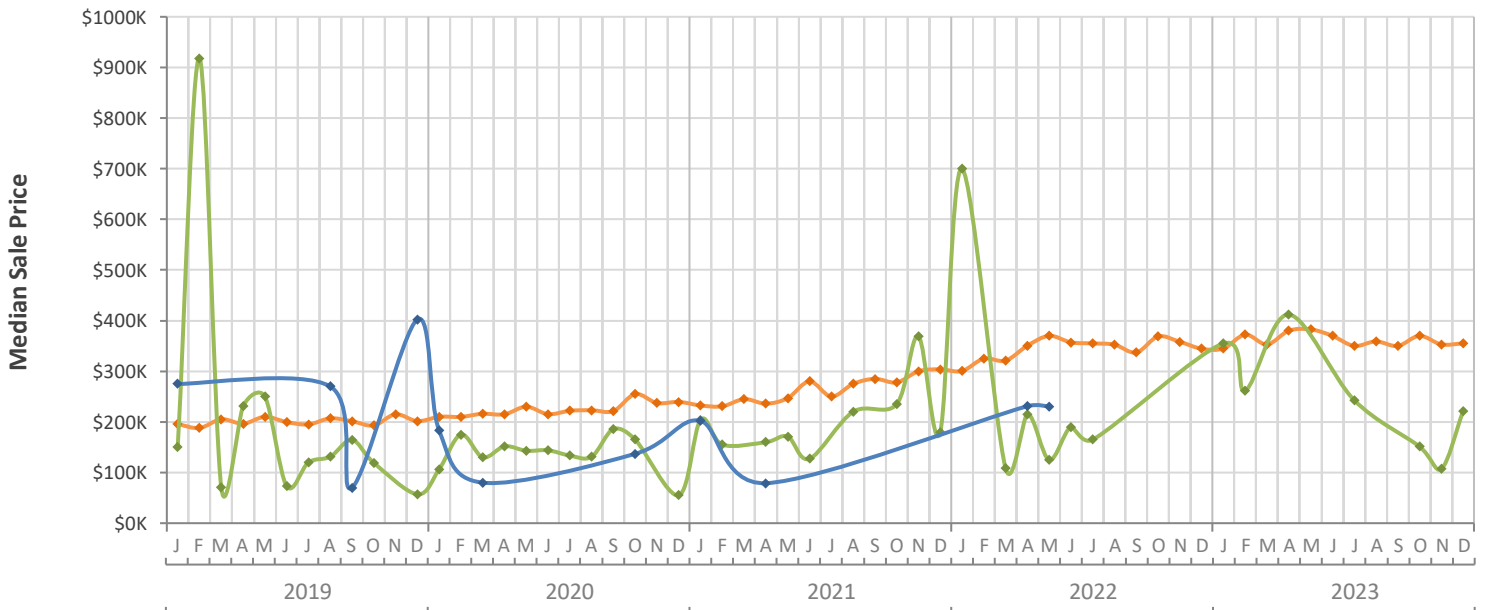
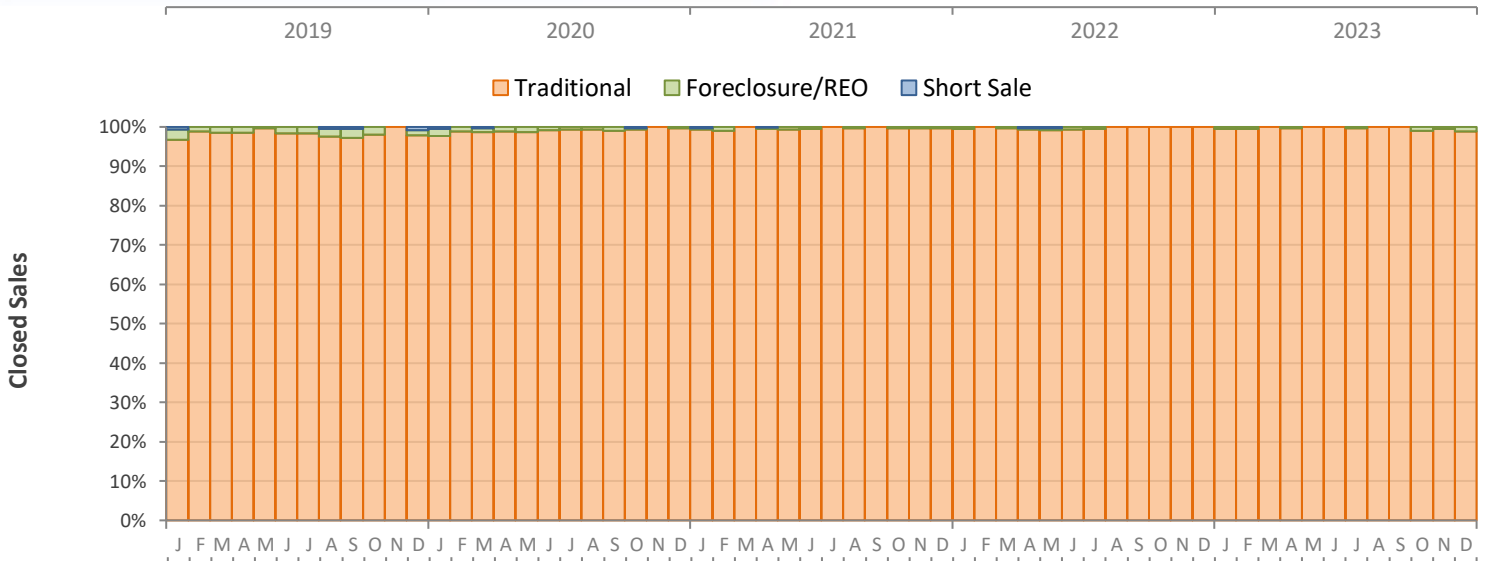
Monthly Distressed Market - December 2023

Townhouses and Condos

Manatee County



		December 2023	December 2022	Percent Change Year-over-Year
Traditional	Closed Sales	171	232	-26.3%
	Median Sale Price	\$355,000	\$344,475	3.1%
Foreclosure/REO	Closed Sales	2	0	N/A
	Median Sale Price	\$221,000	(No Sales)	N/A
Short Sale	Closed Sales	0	0	N/A
	Median Sale Price	(No Sales)	(No Sales)	N/A



Produced by Florida REALTORS® with data provided by Florida's multiple listing services. Statistics for each month compiled from MLS feeds on the 15th day of the following month. Data released on Friday, January 19, 2024. Next data release is Thursday, February 22, 2024.