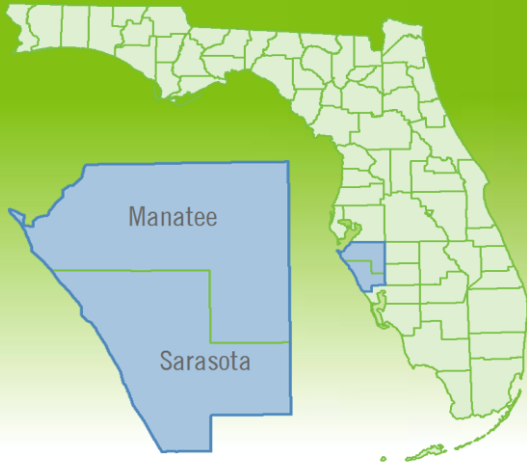


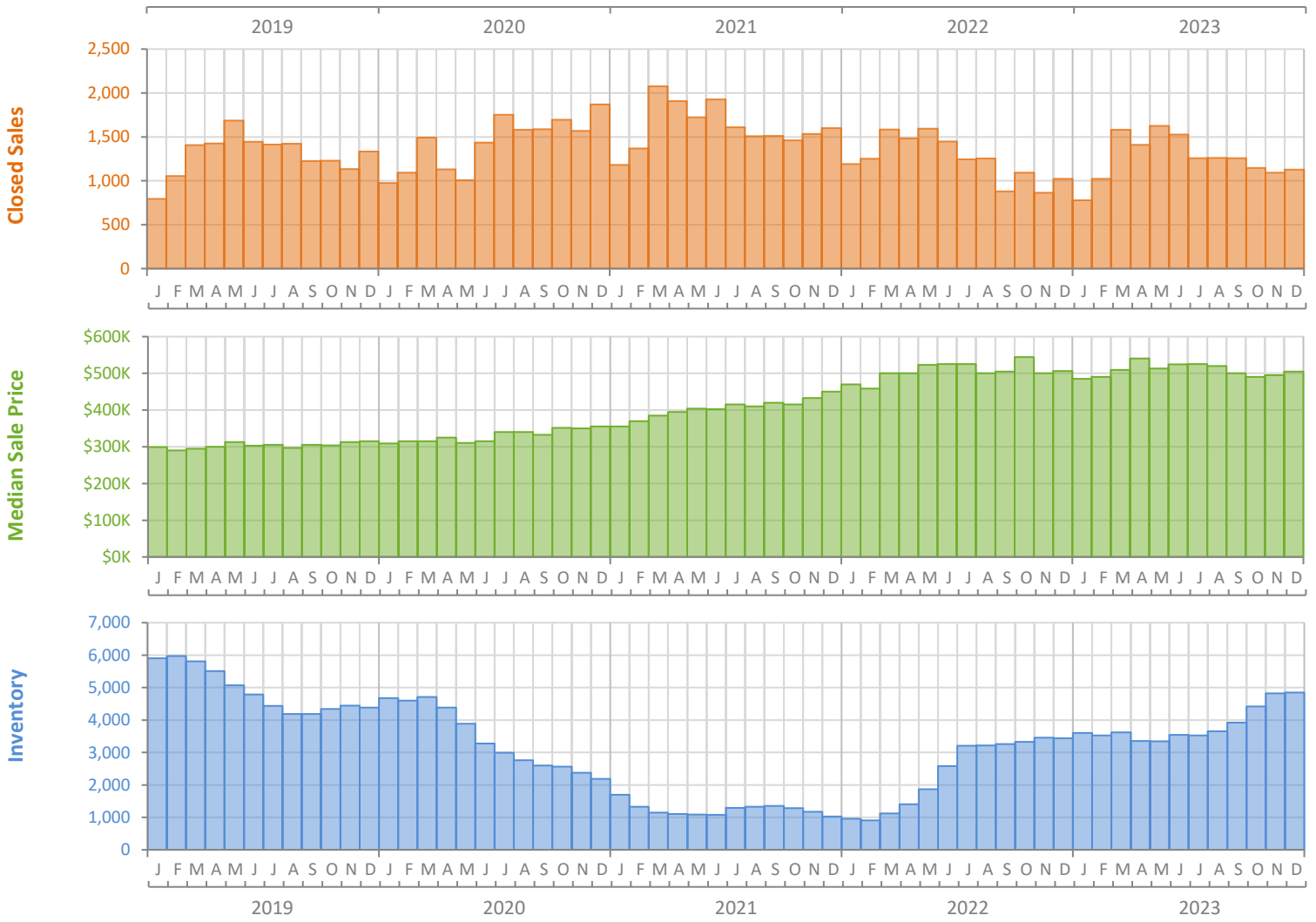
Monthly Market Summary - December 2023

Single-Family Homes

North Port-Sarasota-Bradenton MSA



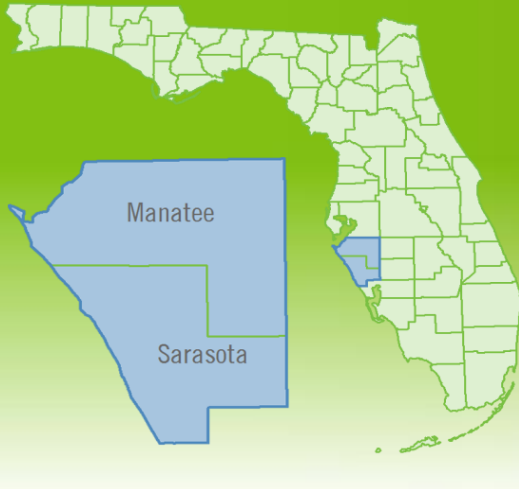
	December 2023	December 2022	Percent Change Year-over-Year
Closed Sales	1,128	1,023	10.3%
Paid in Cash	451	402	12.2%
Median Sale Price	\$504,990	\$506,000	-0.2%
Average Sale Price	\$703,188	\$639,906	9.9%
Dollar Volume	\$793.2 Million	\$654.6 Million	21.2%
Med. Pct. of Orig. List Price Received	96.2%	96.2%	0.0%
Median Time to Contract	36 Days	25 Days	44.0%
Median Time to Sale	78 Days	70 Days	11.4%
New Pending Sales	874	806	8.4%
New Listings	1,283	1,121	14.5%
Pending Inventory	1,258	1,562	-19.5%
Inventory (Active Listings)	4,848	3,437	41.1%
Months Supply of Inventory	3.9	2.8	39.3%



Monthly Distressed Market - December 2023

Single-Family Homes

North Port-Sarasota-Bradenton MSA



		December 2023	December 2022	Percent Change Year-over-Year
Traditional	Closed Sales	1,126	1,023	10.1%
	Median Sale Price	\$505,000	\$506,000	-0.2%
Foreclosure/REO	Closed Sales	1	0	N/A
	Median Sale Price	\$220,000	(No Sales)	N/A
Short Sale	Closed Sales	1	0	N/A
	Median Sale Price	\$250,000	(No Sales)	N/A

