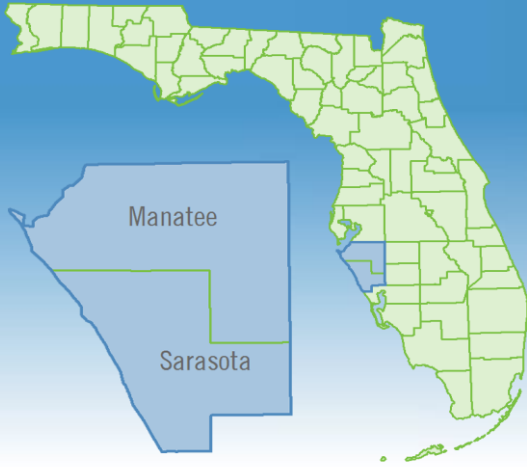


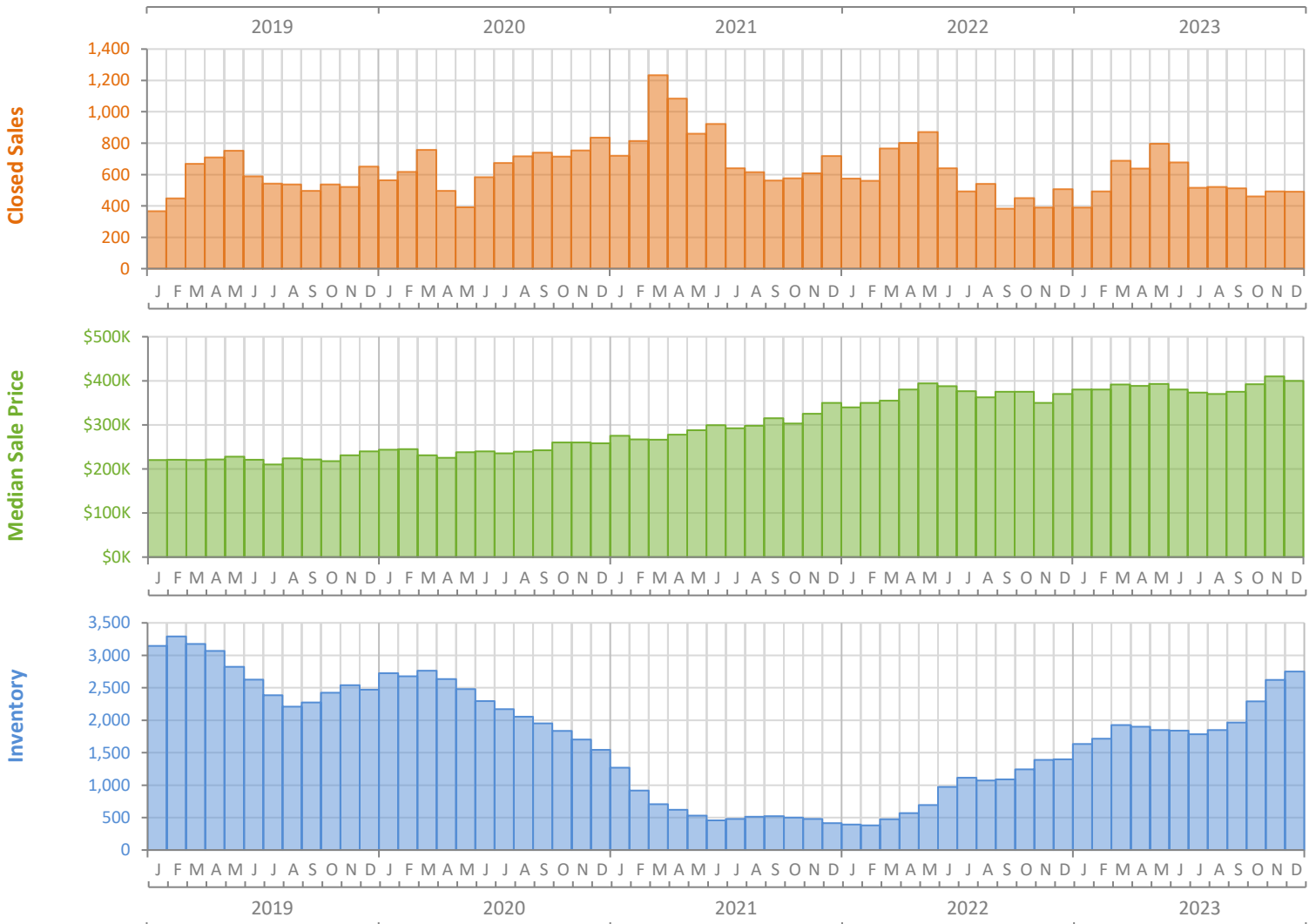
Monthly Market Summary - December 2023

Townhouses and Condos

North Port-Sarasota-Bradenton MSA



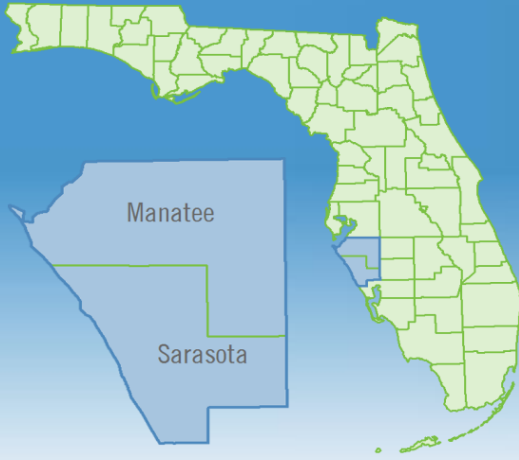
	December 2023	December 2022	Percent Change Year-over-Year
Closed Sales	491	507	-3.2%
Paid in Cash	321	297	8.1%
Median Sale Price	\$400,000	\$370,000	8.1%
Average Sale Price	\$643,477	\$475,862	35.2%
Dollar Volume	\$315.9 Million	\$241.3 Million	31.0%
Med. Pct. of Orig. List Price Received	96.5%	97.1%	-0.6%
Median Time to Contract	27 Days	19 Days	42.1%
Median Time to Sale	67 Days	62 Days	8.1%
New Pending Sales	416	406	2.5%
New Listings	686	524	30.9%
Pending Inventory	697	768	-9.2%
Inventory (Active Listings)	2,749	1,397	96.8%
Months Supply of Inventory	4.9	2.4	104.2%



Monthly Distressed Market - December 2023

Townhouses and Condos

North Port-Sarasota-Bradenton MSA



		December 2023	December 2022	Percent Change Year-over-Year
Traditional	Closed Sales	489	506	-3.4%
	Median Sale Price	\$400,000	\$370,000	8.1%
Foreclosure/REO	Closed Sales	2	1	100.0%
	Median Sale Price	\$221,000	\$160,000	38.1%
Short Sale	Closed Sales	0	0	N/A
	Median Sale Price	(No Sales)	(No Sales)	N/A

