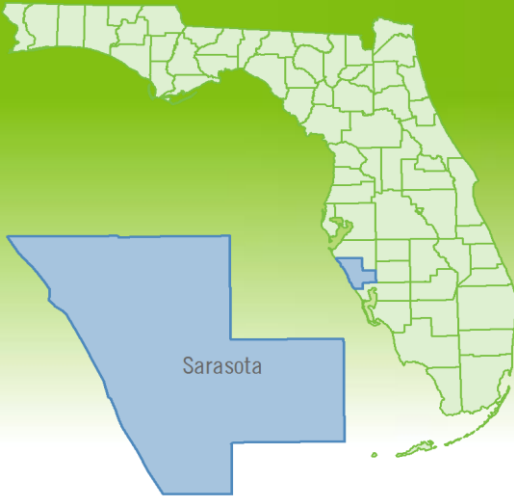


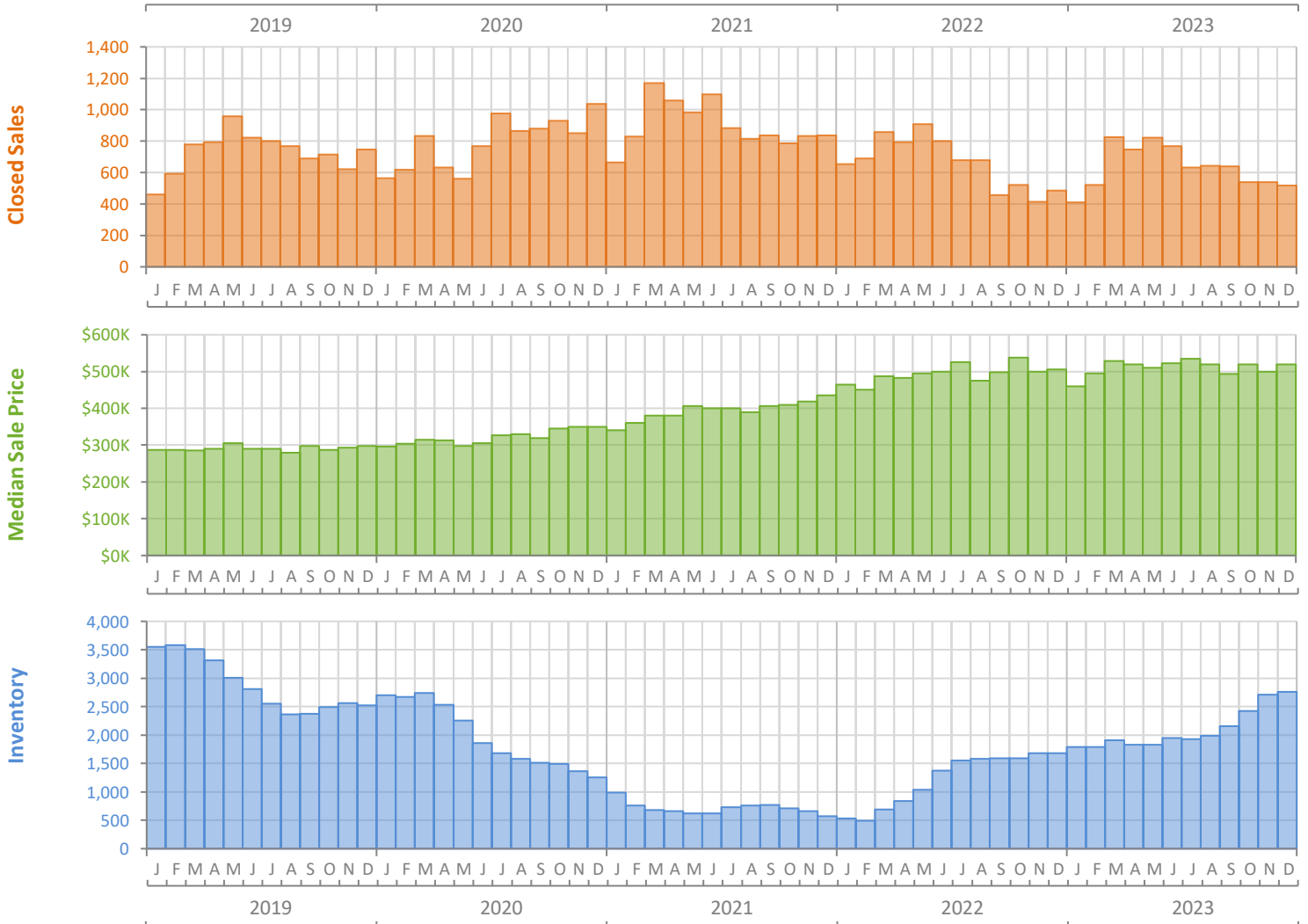
Monthly Market Summary - December 2023

Single-Family Homes

Sarasota County



	December 2023	December 2022	Percent Change Year-over-Year
Closed Sales	518	486	6.6%
Paid in Cash	229	221	3.6%
Median Sale Price	\$519,000	\$505,500	2.7%
Average Sale Price	\$713,029	\$672,688	6.0%
Dollar Volume	\$369.3 Million	\$326.9 Million	13.0%
Med. Pct. of Orig. List Price Received	95.6%	96.4%	-0.8%
Median Time to Contract	37 Days	23 Days	60.9%
Median Time to Sale	75 Days	61 Days	23.0%
New Pending Sales	426	425	0.2%
New Listings	667	594	12.3%
Pending Inventory	644	809	-20.4%
Inventory (Active Listings)	2,764	1,682	64.3%
Months Supply of Inventory	4.4	2.5	76.0%

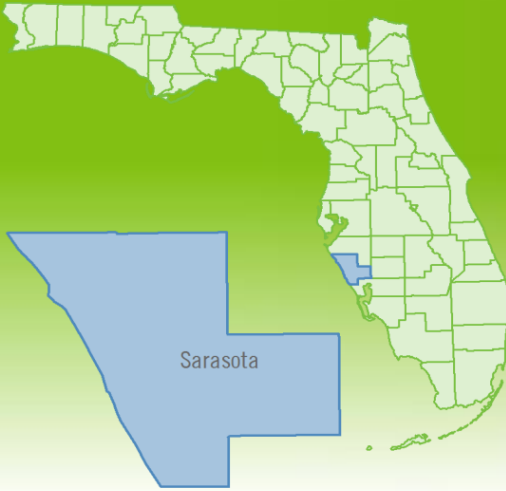


Produced by Florida REALTORS® with data provided by Florida's multiple listing services. Statistics for each month compiled from MLS feeds on the 15th day of the following month. Data released on Friday, January 19, 2024. Next data release is Thursday, February 22, 2024.

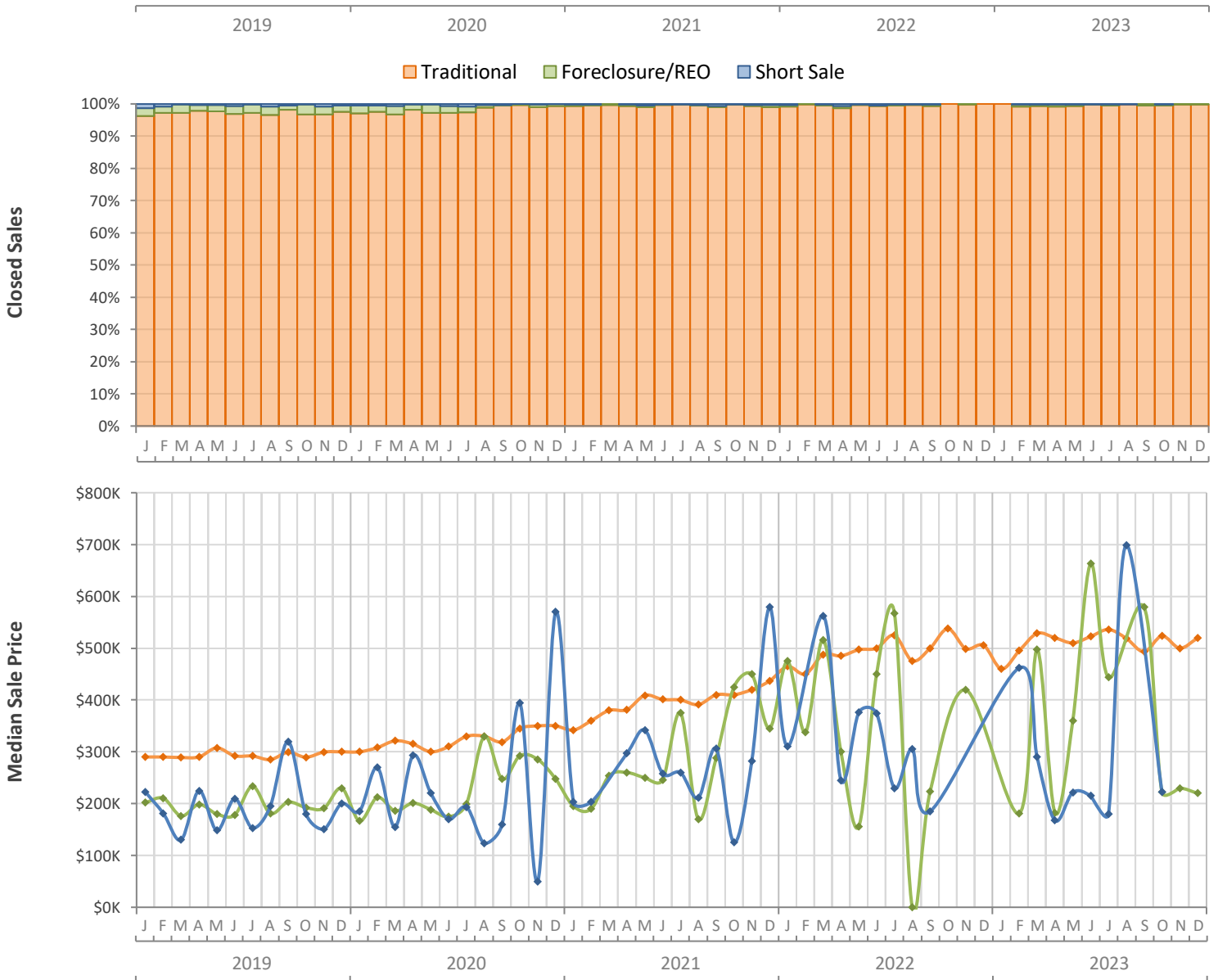
Monthly Distressed Market - December 2023

Single-Family Homes

Sarasota County



		December 2023	December 2022	Percent Change Year-over-Year
Traditional	Closed Sales	517	486	6.4%
	Median Sale Price	\$519,500	\$505,500	2.8%
Foreclosure/REO	Closed Sales	1	0	N/A
	Median Sale Price	\$220,000	(No Sales)	N/A
Short Sale	Closed Sales	0	0	N/A
	Median Sale Price	(No Sales)	(No Sales)	N/A



Produced by Florida REALTORS® with data provided by Florida's multiple listing services. Statistics for each month compiled from MLS feeds on the 15th day of the following month. Data released on Friday, January 19, 2024. Next data release is Thursday, February 22, 2024.