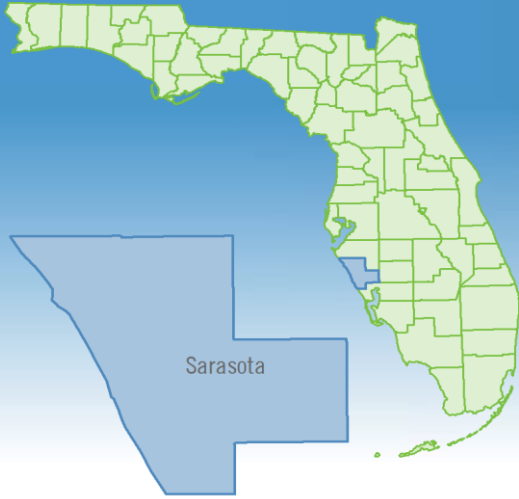


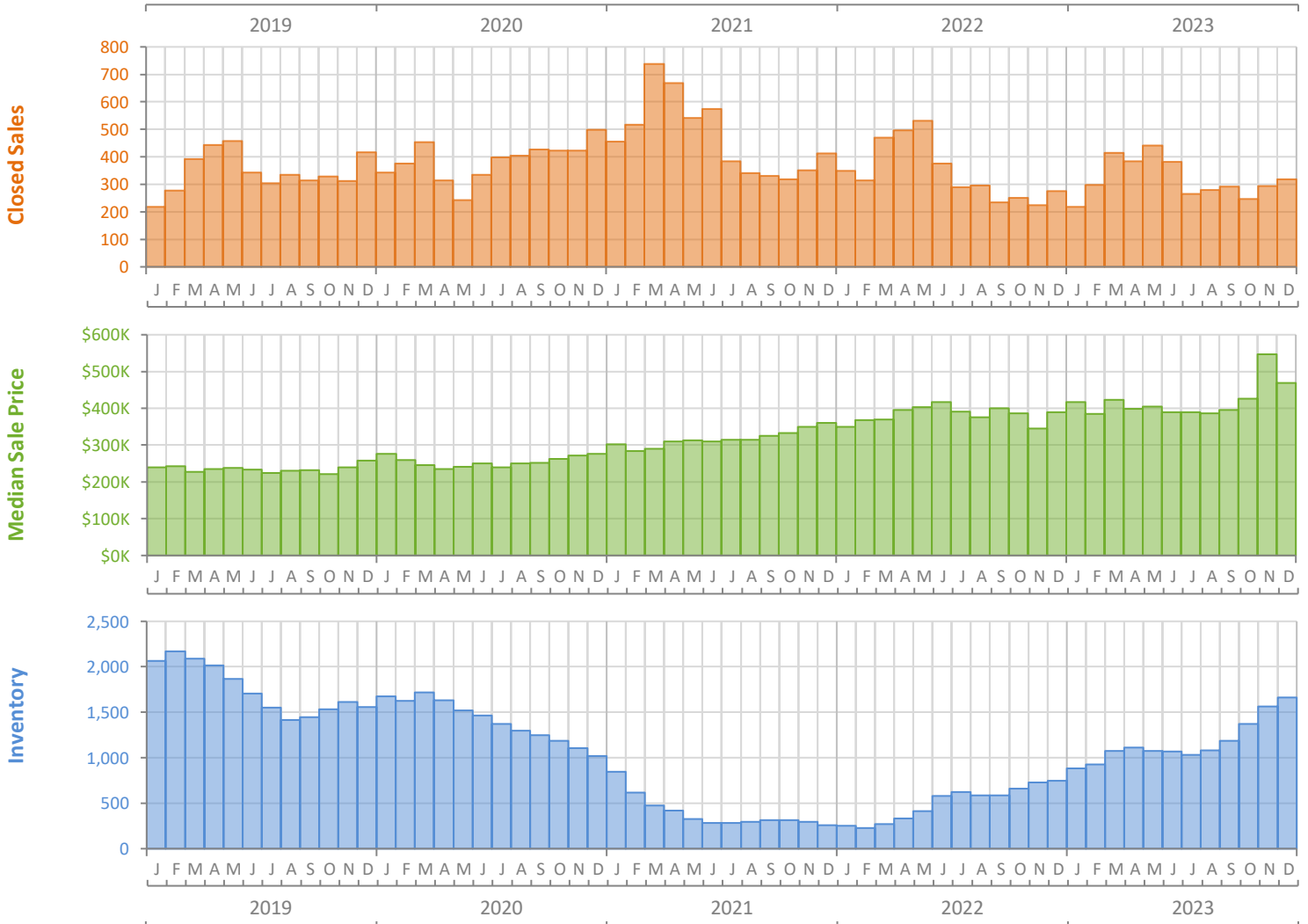
Monthly Market Summary - December 2023

Townhouses and Condos

Sarasota County



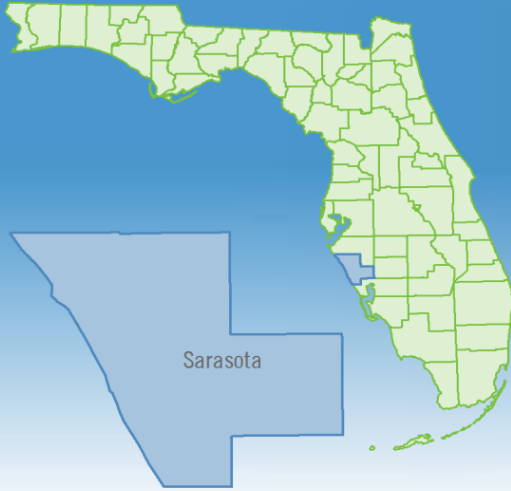
	December 2023	December 2022	Percent Change Year-over-Year
Closed Sales	318	275	15.6%
Paid in Cash	226	180	25.6%
Median Sale Price	\$468,933	\$390,000	20.2%
Average Sale Price	\$787,762	\$570,185	38.2%
Dollar Volume	\$250.5 Million	\$156.8 Million	59.8%
Med. Pct. of Orig. List Price Received	97.0%	96.3%	0.7%
Median Time to Contract	23 Days	19 Days	21.1%
Median Time to Sale	64 Days	62 Days	3.2%
New Pending Sales	252	223	13.0%
New Listings	440	310	41.9%
Pending Inventory	449	486	-7.6%
Inventory (Active Listings)	1,662	749	121.9%
Months Supply of Inventory	5.2	2.2	136.4%



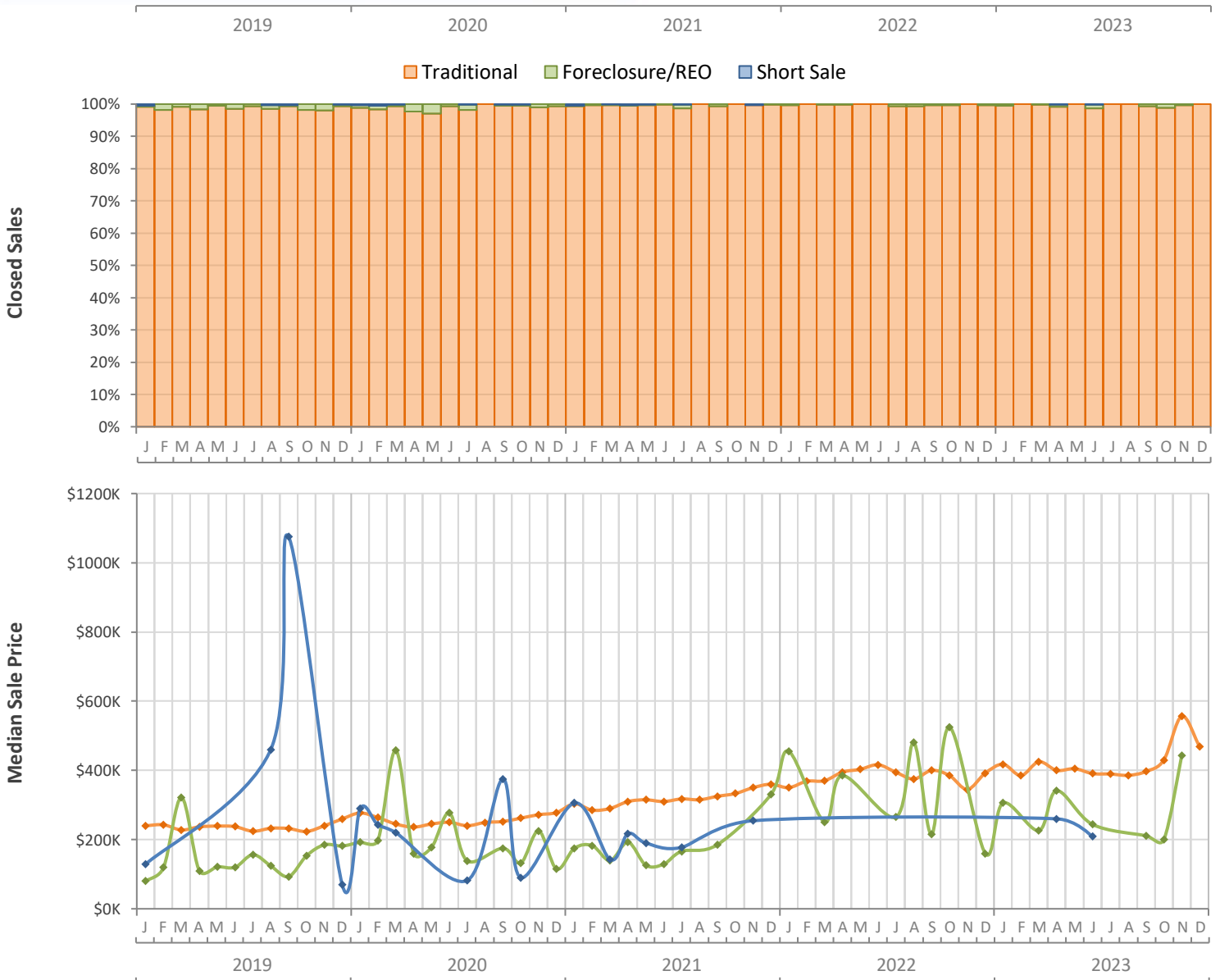
Monthly Distressed Market - December 2023

Townhouses and Condos

Sarasota County



		December 2023	December 2022	Percent Change Year-over-Year
Traditional	Closed Sales	318	274	16.1%
	Median Sale Price	\$468,933	\$392,000	19.6%
Foreclosure/REO	Closed Sales	0	1	-100.0%
	Median Sale Price	(No Sales)	\$160,000	N/A
Short Sale	Closed Sales	0	0	N/A
	Median Sale Price	(No Sales)	(No Sales)	N/A



Produced by Florida REALTORS® with data provided by Florida's multiple listing services. Statistics for each month compiled from MLS feeds on the 15th day of the following month. Data released on Friday, January 19, 2024. Next data release is Thursday, February 22, 2024.