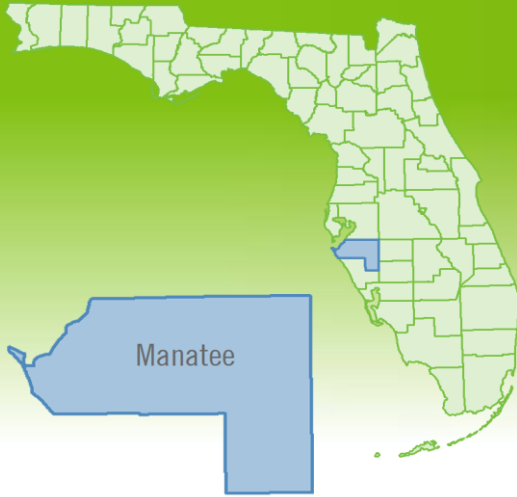


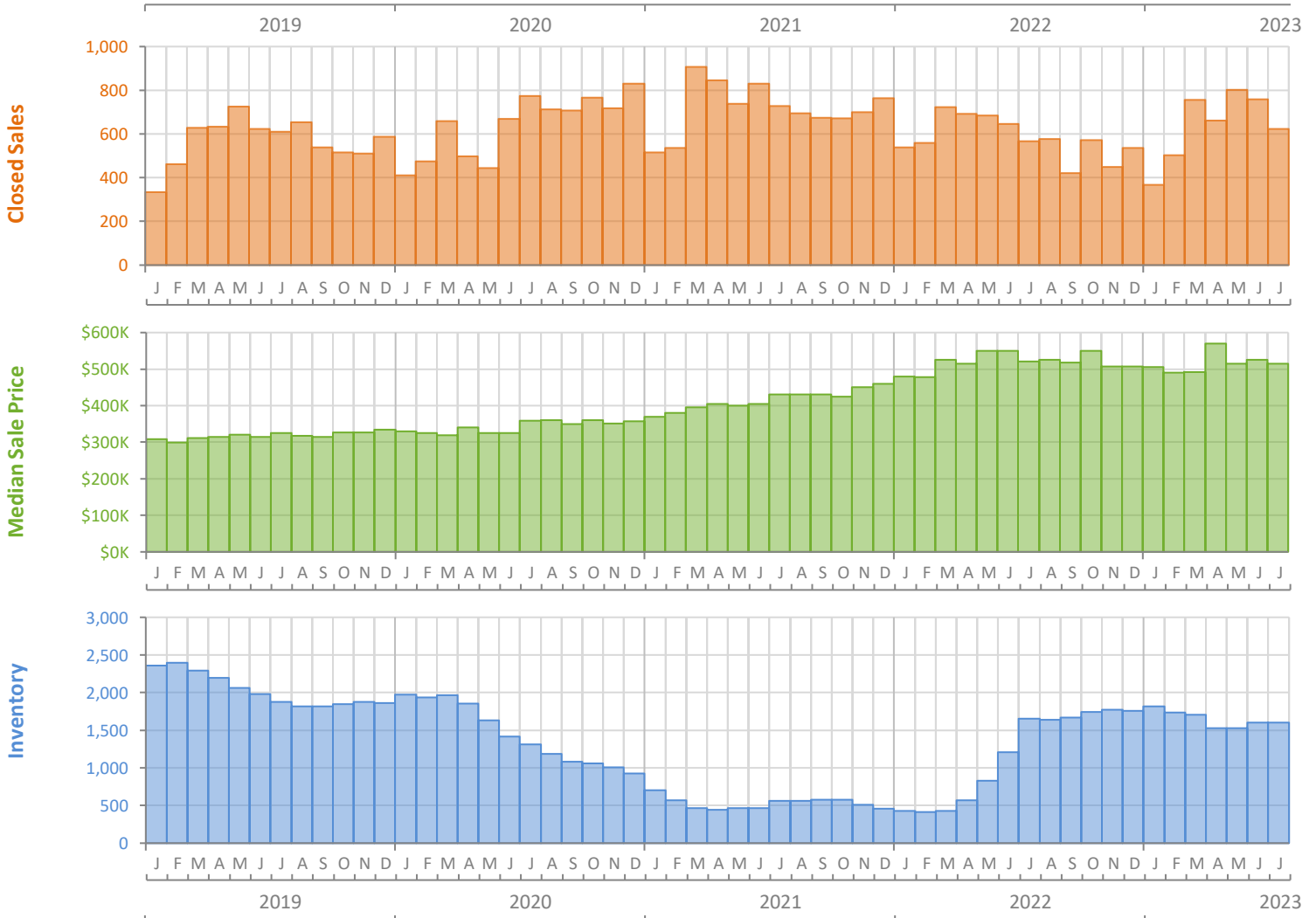
Monthly Market Summary - July 2023

Single-Family Homes

Manatee County



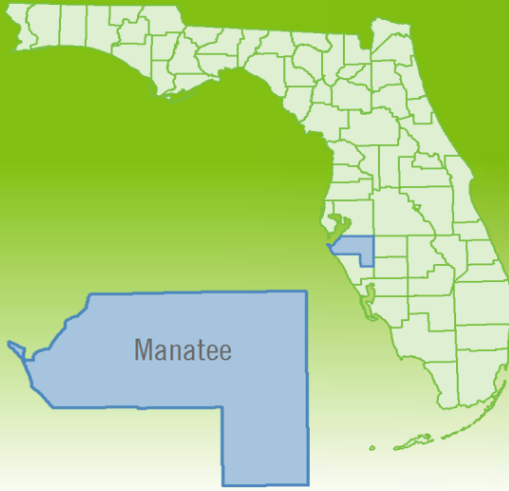
	July 2023	July 2022	Percent Change Year-over-Year
Closed Sales	624	567	10.1%
Paid in Cash	190	191	-0.5%
Median Sale Price	\$515,000	\$521,000	-1.2%
Average Sale Price	\$641,991	\$689,490	-6.9%
Dollar Volume	\$400.6 Million	\$390.9 Million	2.5%
Med. Pct. of Orig. List Price Received	97.1%	100.0%	-2.9%
Median Time to Contract	29 Days	9 Days	222.2%
Median Time to Sale	84 Days	49 Days	71.4%
New Pending Sales	582	584	-0.3%
New Listings	701	1,131	-38.0%
Pending Inventory	1,067	923	15.6%
Inventory (Active Listings)	1,603	1,653	-3.0%
Months Supply of Inventory	2.7	2.5	8.0%



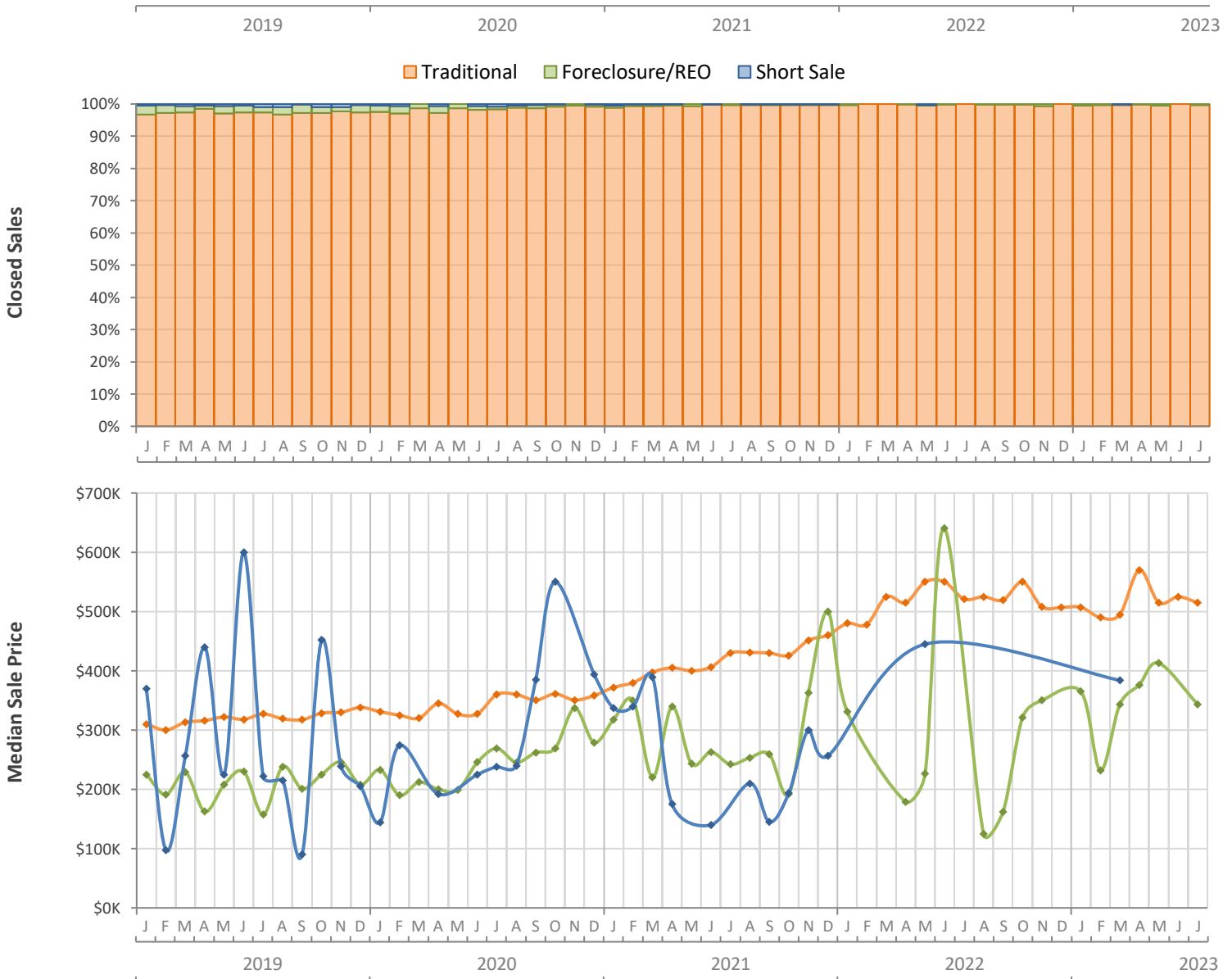
Monthly Distressed Market - July 2023

Single-Family Homes

Manatee County



		July 2023	July 2022	Percent Change Year-over-Year
Traditional	Closed Sales	622	567	9.7%
	Median Sale Price	\$515,000	\$521,000	-1.2%
Foreclosure/REO	Closed Sales	2	0	N/A
	Median Sale Price	\$343,563	(No Sales)	N/A
Short Sale	Closed Sales	0	0	N/A
	Median Sale Price	(No Sales)	(No Sales)	N/A



Produced by Florida REALTORS® with data provided by Florida's multiple listing services. Statistics for each month compiled from MLS feeds on the 15th day of the following month. Data released on Tuesday, August 22, 2023. Next data release is Thursday, September 21, 2023.