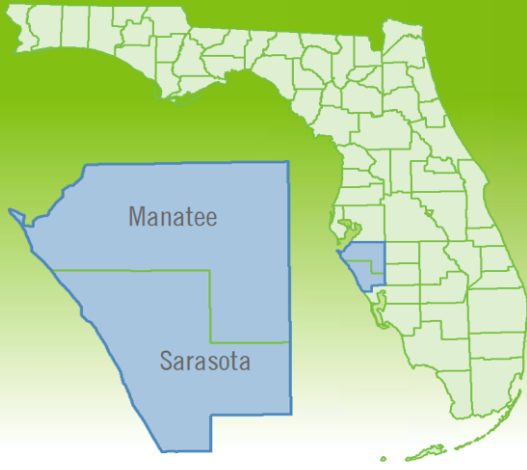


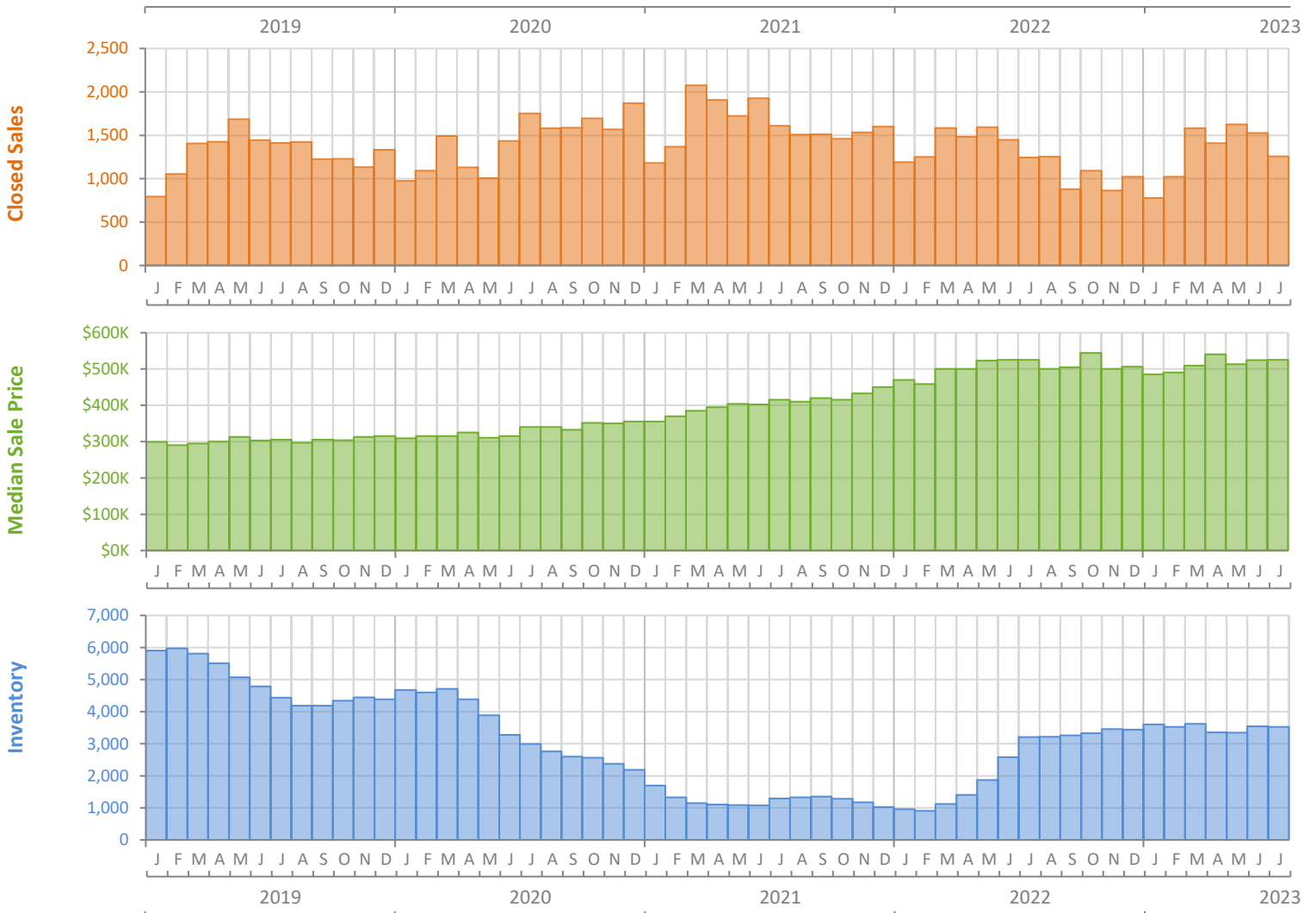
Monthly Market Summary - July 2023

Single-Family Homes

North Port-Sarasota-Bradenton MSA



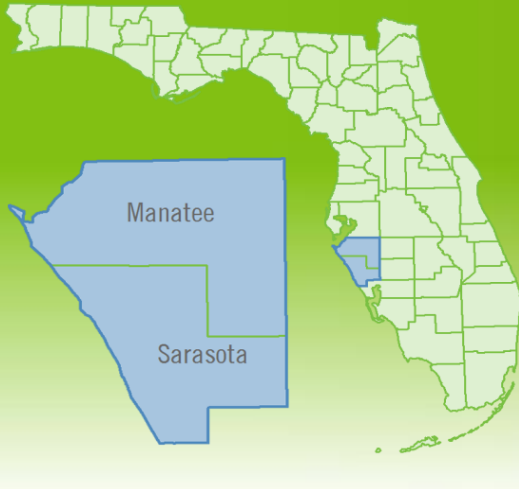
	July 2023	July 2022	Percent Change Year-over-Year
Closed Sales	1,257	1,245	1.0%
Paid in Cash	470	494	-4.9%
Median Sale Price	\$525,000	\$525,000	0.0%
Average Sale Price	\$667,768	\$704,688	-5.2%
Dollar Volume	\$839.4 Million	\$877.3 Million	-4.3%
Med. Pct. of Orig. List Price Received	96.7%	100.0%	-3.3%
Median Time to Contract	27 Days	9 Days	200.0%
Median Time to Sale	77 Days	49 Days	57.1%
New Pending Sales	1,186	1,225	-3.2%
New Listings	1,439	2,090	-31.1%
Pending Inventory	2,039	1,944	4.9%
Inventory (Active Listings)	3,526	3,203	10.1%
Months Supply of Inventory	3.0	2.2	36.4%



Monthly Distressed Market - July 2023

Single-Family Homes

North Port-Sarasota-Bradenton MSA



		July 2023	July 2022	Percent Change Year-over-Year
Traditional	Closed Sales	1,252	1,241	0.9%
	Median Sale Price	\$525,000	\$525,000	0.0%
Foreclosure/REO	Closed Sales	4	3	33.3%
	Median Sale Price	\$421,890	\$567,000	-25.6%
Short Sale	Closed Sales	1	1	0.0%
	Median Sale Price	\$180,000	\$230,000	-21.7%

