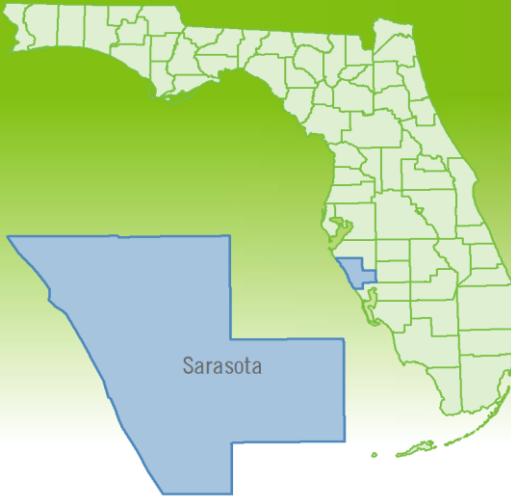


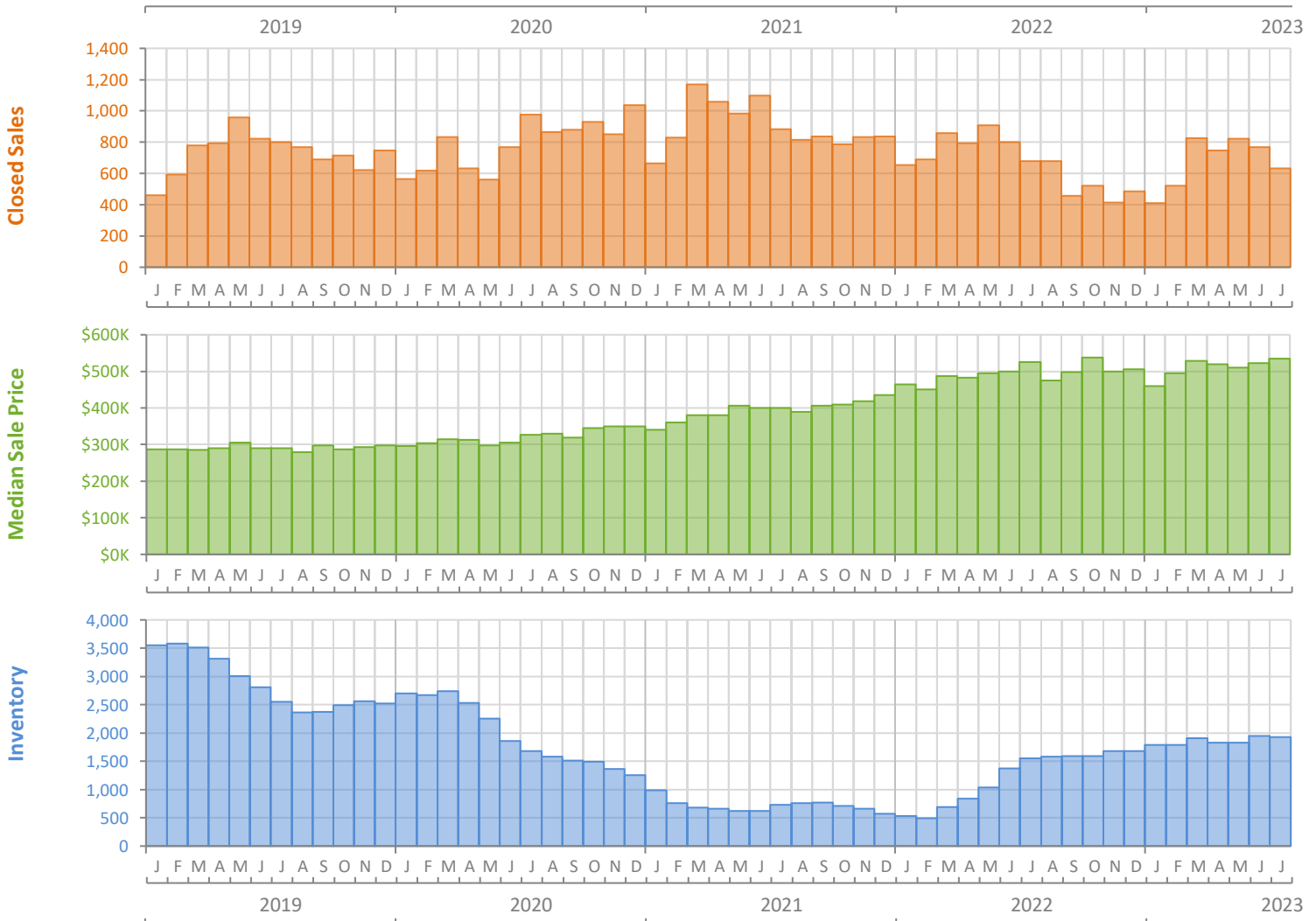
# Monthly Market Summary - July 2023

## Single-Family Homes

### Sarasota County



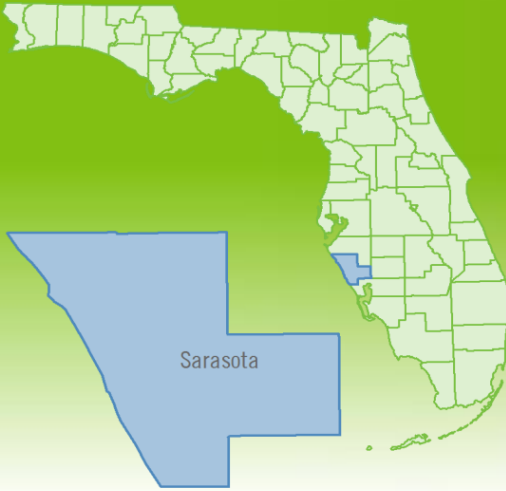
	July 2023	July 2022	Percent Change Year-over-Year
Closed Sales	633	678	-6.6%
Paid in Cash	280	303	-7.6%
Median Sale Price	\$535,000	\$525,000	1.9%
Average Sale Price	\$693,180	\$717,398	-3.4%
Dollar Volume	\$438.8 Million	\$486.4 Million	-9.8%
Med. Pct. of Orig. List Price Received	96.3%	100.0%	-3.7%
Median Time to Contract	25 Days	10 Days	150.0%
Median Time to Sale	73 Days	49 Days	49.0%
New Pending Sales	604	641	-5.8%
New Listings	738	959	-23.0%
Pending Inventory	972	1,021	-4.8%
Inventory (Active Listings)	1,923	1,550	24.1%
Months Supply of Inventory	3.2	2.0	60.0%



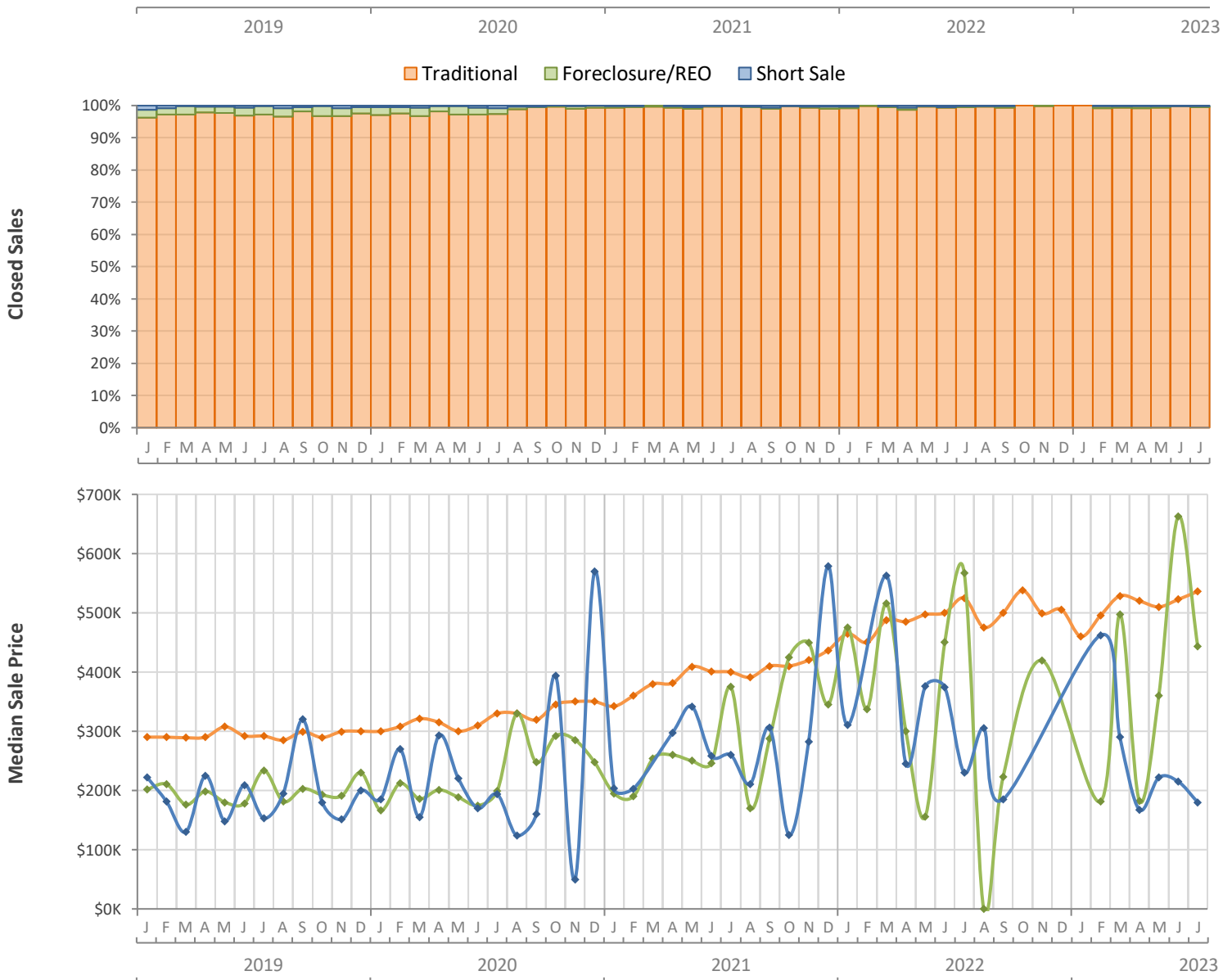
# Monthly Distressed Market - July 2023

## Single-Family Homes

### Sarasota County



		July 2023	July 2022	Percent Change Year-over-Year
Traditional	Closed Sales	630	674	-6.5%
	Median Sale Price	\$536,000	\$525,000	2.1%
Foreclosure/REO	Closed Sales	2	3	-33.3%
	Median Sale Price	\$443,528	\$567,000	-21.8%
Short Sale	Closed Sales	1	1	0.0%
	Median Sale Price	\$180,000	\$230,000	-21.7%



Produced by Florida REALTORS® with data provided by Florida's multiple listing services. Statistics for each month compiled from MLS feeds on the 15th day of the following month. Data released on Tuesday, August 22, 2023. Next data release is Thursday, September 21, 2023.