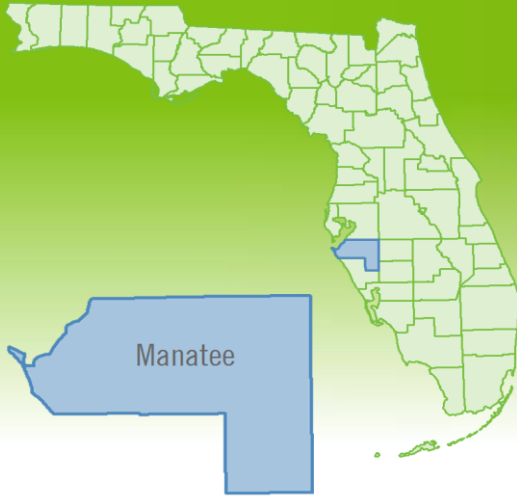


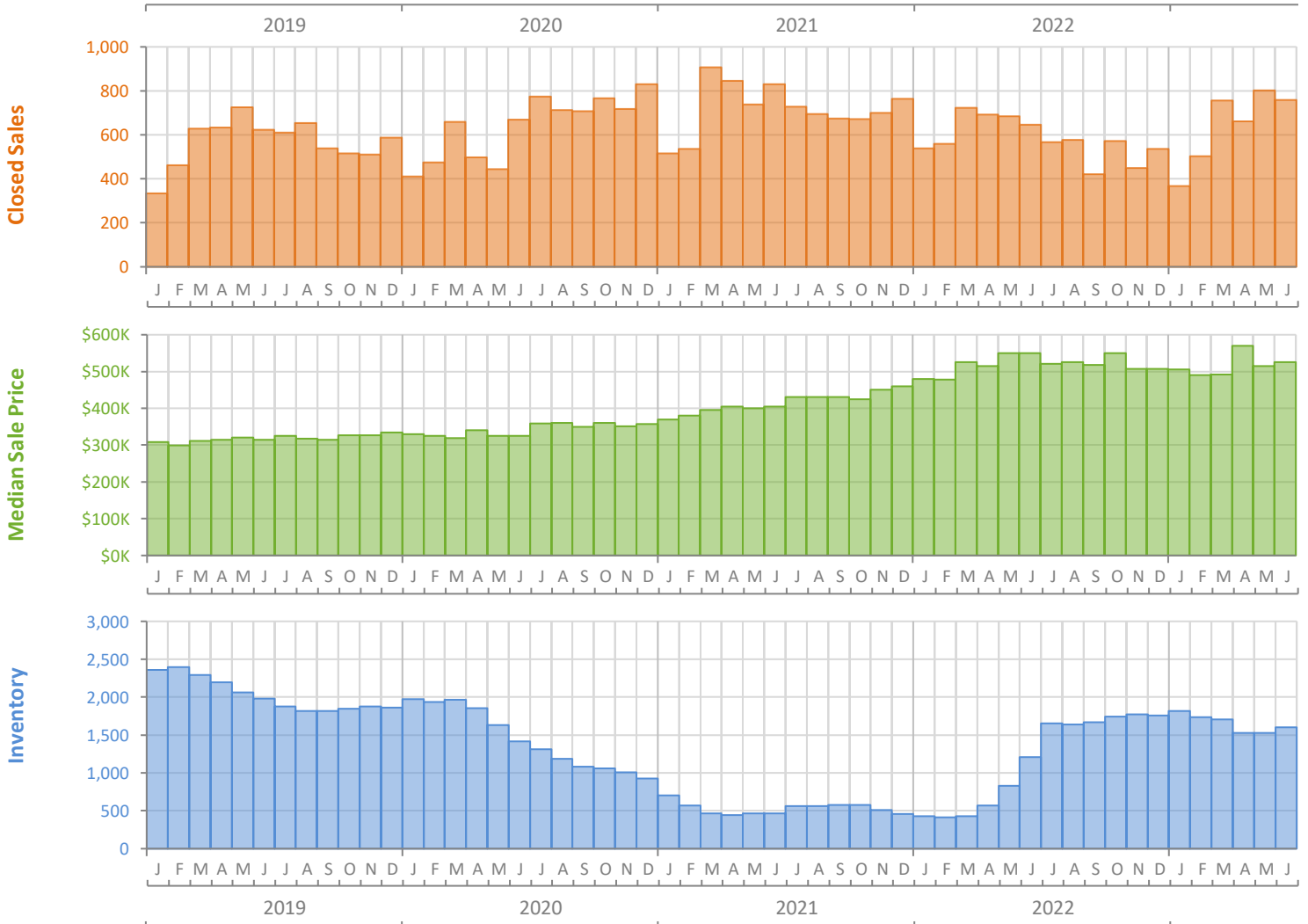
Monthly Market Summary - June 2023

Single-Family Homes

Manatee County



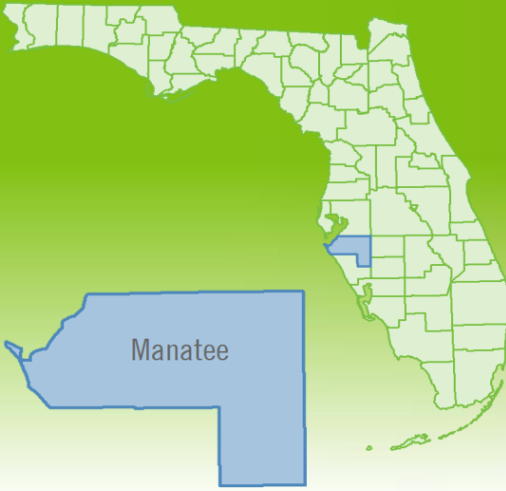
	June 2023	June 2022	Percent Change Year-over-Year
Closed Sales	759	645	17.7%
Paid in Cash	232	252	-7.9%
Median Sale Price	\$525,000	\$550,000	-4.5%
Average Sale Price	\$678,994	\$690,524	-1.7%
Dollar Volume	\$515.4 Million	\$445.4 Million	15.7%
Med. Pct. of Orig. List Price Received	96.0%	100.0%	-4.0%
Median Time to Contract	37 Days	6 Days	516.7%
Median Time to Sale	87 Days	48 Days	81.3%
New Pending Sales	575	531	8.3%
New Listings	775	1,031	-24.8%
Pending Inventory	1,107	893	24.0%
Inventory (Active Listings)	1,602	1,205	32.9%
Months Supply of Inventory	2.8	1.8	55.6%



Monthly Distressed Market - June 2023

Single-Family Homes

Manatee County



		June 2023	June 2022	Percent Change Year-over-Year
Traditional	Closed Sales	759	644	17.9%
	Median Sale Price	\$525,000	\$550,000	-4.5%
Foreclosure/REO	Closed Sales	0	1	-100.0%
	Median Sale Price	(No Sales)	\$640,500	N/A
Short Sale	Closed Sales	0	0	N/A
	Median Sale Price	(No Sales)	(No Sales)	N/A

