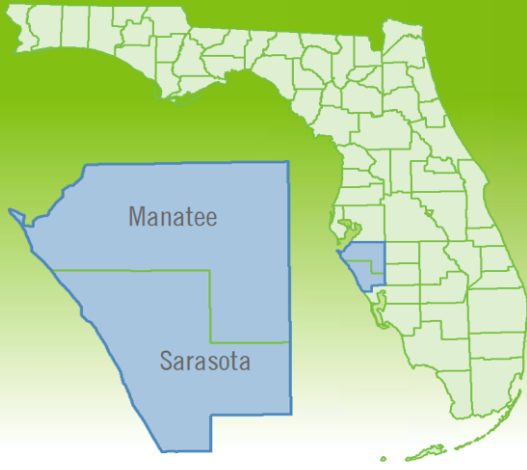


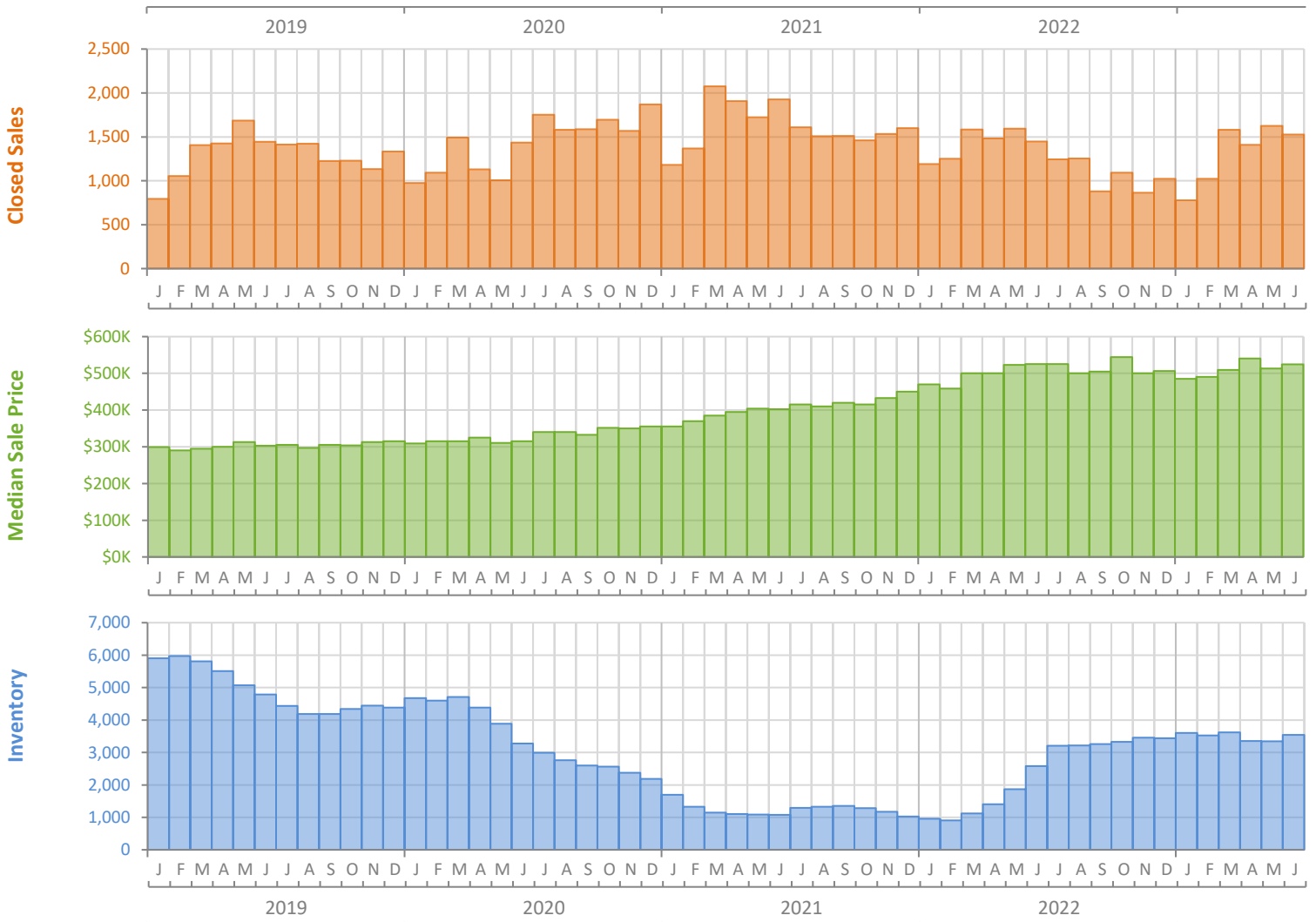
# Monthly Market Summary - June 2023

## Single-Family Homes

### North Port-Sarasota-Bradenton MSA



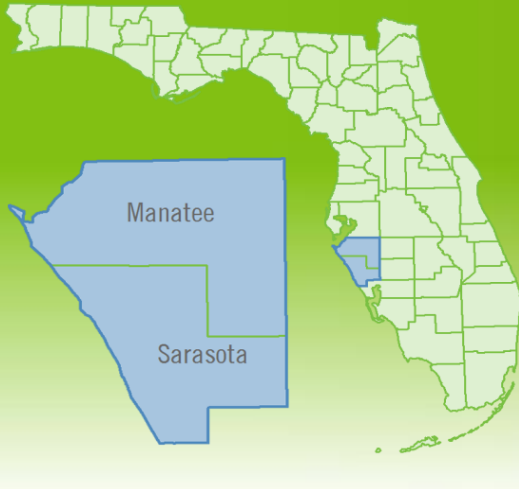
	June 2023	June 2022	Percent Change Year-over-Year
Closed Sales	1,528	1,447	5.6%
Paid in Cash	543	658	-17.5%
Median Sale Price	\$524,450	\$525,000	-0.1%
Average Sale Price	\$709,001	\$702,379	0.9%
Dollar Volume	\$1.1 Billion	\$1.0 Billion	6.6%
Med. Pct. of Orig. List Price Received	96.0%	100.0%	-4.0%
Median Time to Contract	28 Days	7 Days	300.0%
Median Time to Sale	76 Days	48 Days	58.3%
New Pending Sales	1,167	1,145	1.9%
New Listings	1,611	2,122	-24.1%
Pending Inventory	2,116	1,954	8.3%
Inventory (Active Listings)	3,545	2,582	37.3%
Months Supply of Inventory	3.0	1.7	76.5%



# Monthly Distressed Market - June 2023

## Single-Family Homes

### North Port-Sarasota-Bradenton MSA



		June 2023	June 2022	Percent Change Year-over-Year
Traditional	Closed Sales	1,526	1,441	5.9%
	Median Sale Price	\$524,450	\$525,000	-0.1%
Foreclosure/REO	Closed Sales	1	2	-50.0%
	Median Sale Price	\$663,000	\$545,250	21.6%
Short Sale	Closed Sales	1	4	-75.0%
	Median Sale Price	\$215,000	\$373,960	-42.5%

