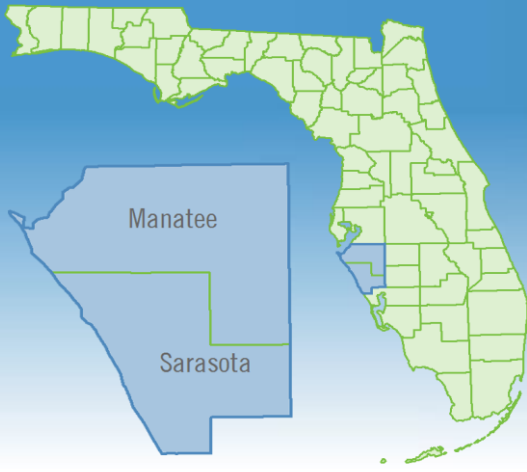


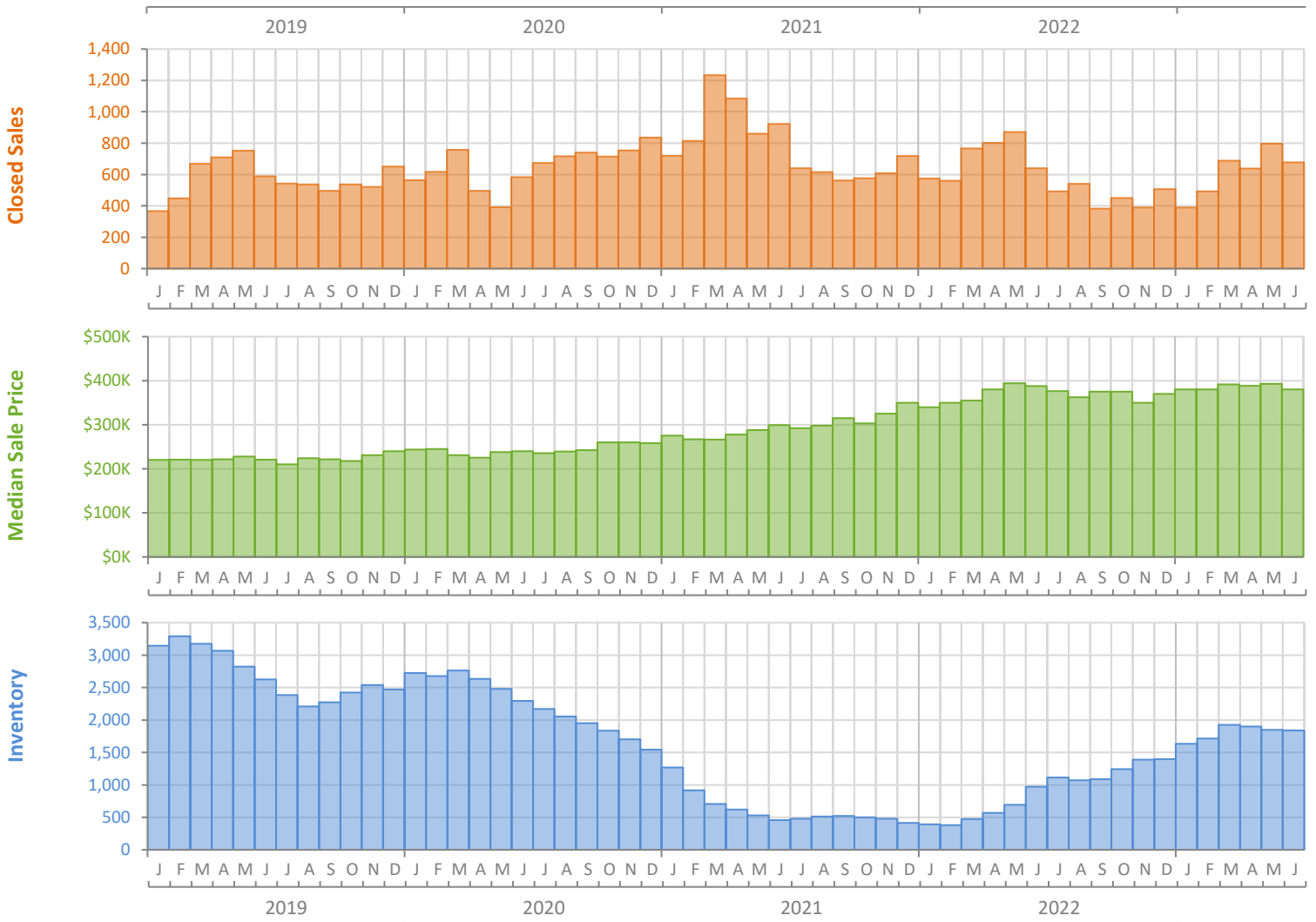
Monthly Market Summary - June 2023

Townhouses and Condos

North Port-Sarasota-Bradenton MSA



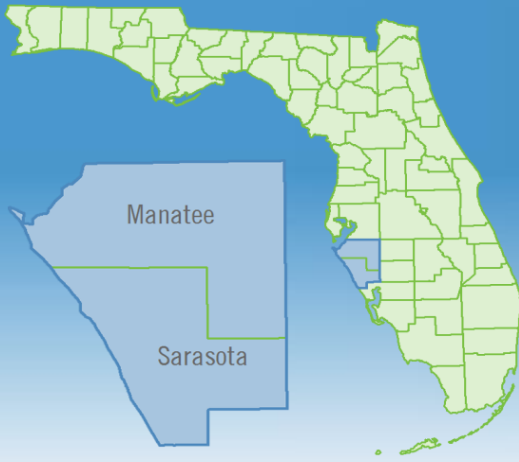
	June 2023	June 2022	Percent Change Year-over-Year
Closed Sales	678	641	5.8%
Paid in Cash	388	394	-1.5%
Median Sale Price	\$380,500	\$387,495	-1.8%
Average Sale Price	\$516,483	\$529,773	-2.5%
Dollar Volume	\$350.2 Million	\$339.6 Million	3.1%
Med. Pct. of Orig. List Price Received	95.4%	100.0%	-4.6%
Median Time to Contract	35 Days	7 Days	400.0%
Median Time to Sale	80 Days	43 Days	86.0%
New Pending Sales	547	501	9.2%
New Listings	684	812	-15.8%
Pending Inventory	1,019	936	8.9%
Inventory (Active Listings)	1,841	972	89.4%
Months Supply of Inventory	3.4	1.5	126.7%



Monthly Distressed Market - June 2023

Townhouses and Condos

North Port-Sarasota-Bradenton MSA



		June 2023	June 2022	Percent Change Year-over-Year
Traditional	Closed Sales	673	639	5.3%
	Median Sale Price	\$383,000	\$387,990	-1.3%
Foreclosure/REO	Closed Sales	4	2	100.0%
	Median Sale Price	\$244,000	\$190,000	28.4%
Short Sale	Closed Sales	1	0	N/A
	Median Sale Price	\$209,000	(No Sales)	N/A

