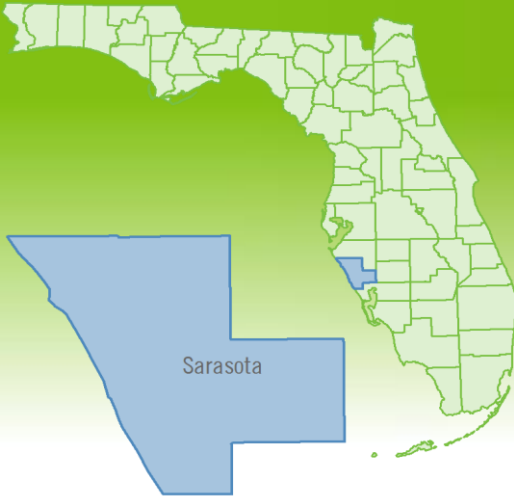


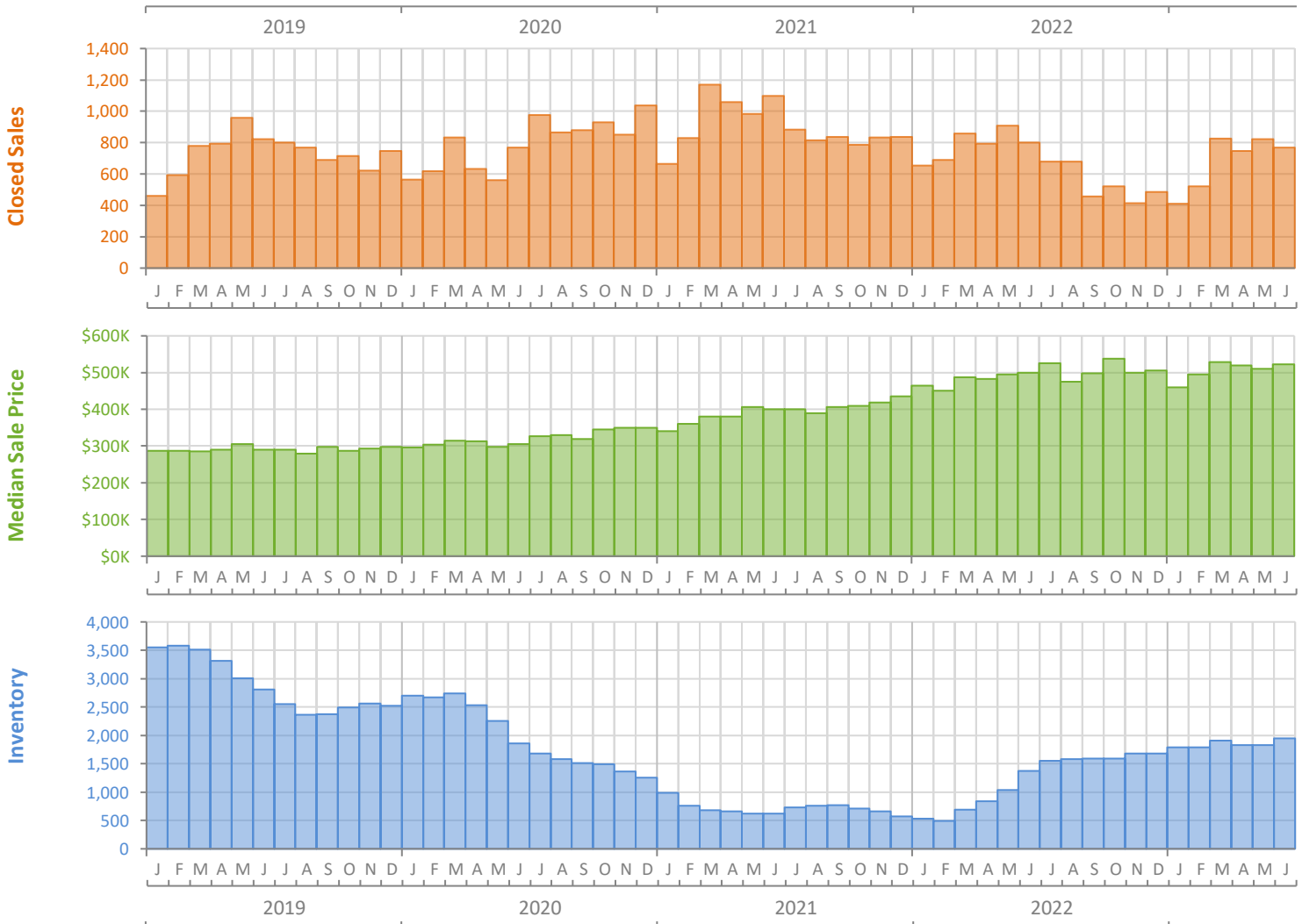
# Monthly Market Summary - June 2023

## Single-Family Homes

### Sarasota County



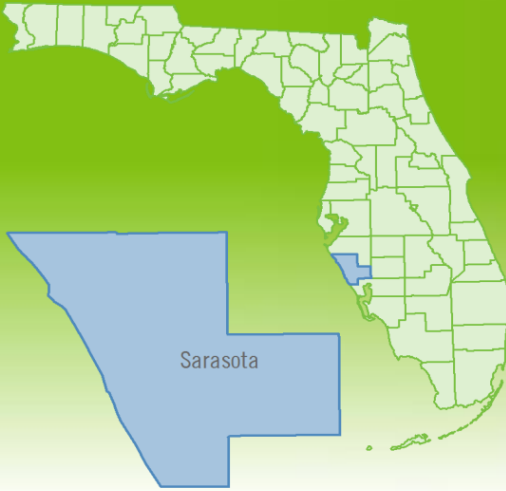
	June 2023	June 2022	Percent Change Year-over-Year
Closed Sales	769	802	-4.1%
Paid in Cash	311	406	-23.4%
Median Sale Price	\$522,500	\$500,000	4.5%
Average Sale Price	\$738,617	\$711,913	3.8%
Dollar Volume	\$568.0 Million	\$571.0 Million	-0.5%
Med. Pct. of Orig. List Price Received	96.0%	100.0%	-4.0%
Median Time to Contract	23 Days	7 Days	228.6%
Median Time to Sale	70 Days	47 Days	48.9%
New Pending Sales	592	614	-3.6%
New Listings	836	1,091	-23.4%
Pending Inventory	1,009	1,061	-4.9%
Inventory (Active Listings)	1,943	1,377	41.1%
Months Supply of Inventory	3.2	1.7	88.2%



# Monthly Distressed Market - June 2023

## Single-Family Homes

### Sarasota County



		June 2023	June 2022	Percent Change Year-over-Year
Traditional	Closed Sales	767	797	-3.8%
	Median Sale Price	\$522,500	\$500,000	4.5%
Foreclosure/REO	Closed Sales	1	1	0.0%
	Median Sale Price	\$663,000	\$450,000	47.3%
Short Sale	Closed Sales	1	4	-75.0%
	Median Sale Price	\$215,000	\$373,960	-42.5%

