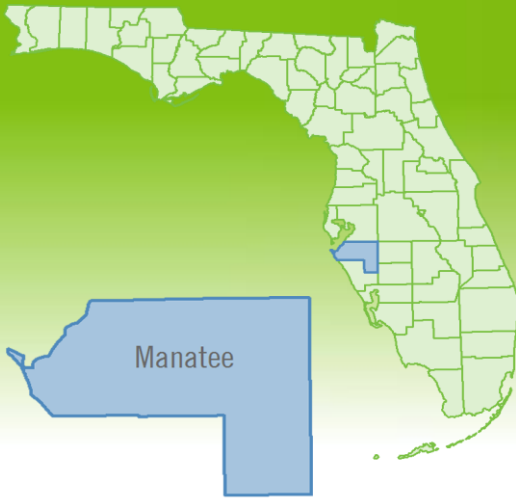


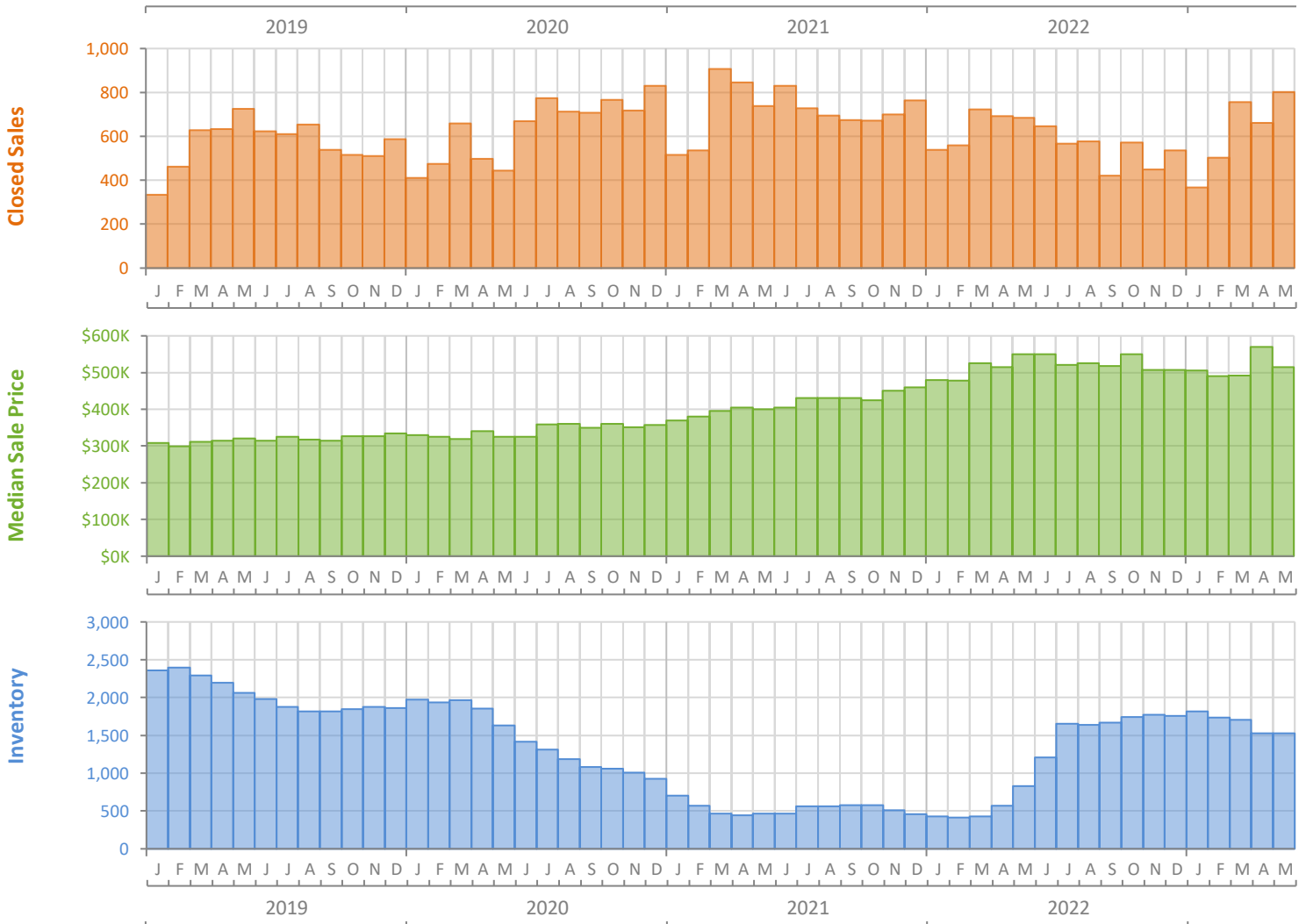
# Monthly Market Summary - May 2023

## Single-Family Homes

### Manatee County



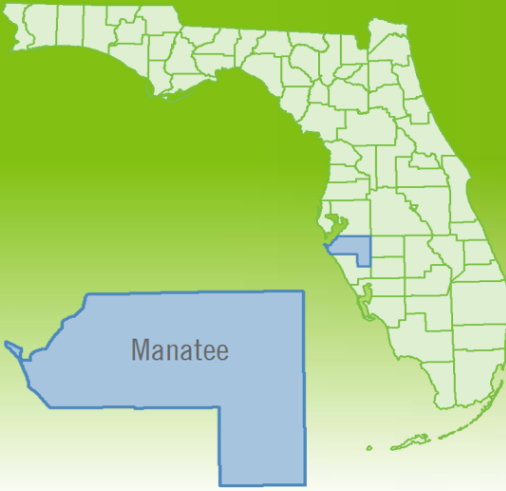
	May 2023	May 2022	Percent Change Year-over-Year
Closed Sales	803	685	17.2%
Paid in Cash	249	272	-8.5%
Median Sale Price	\$515,000	\$550,000	-6.4%
Average Sale Price	\$686,015	\$715,504	-4.1%
Dollar Volume	\$550.9 Million	\$490.1 Million	12.4%
Med. Pct. of Orig. List Price Received	95.7%	100.0%	-4.3%
Median Time to Contract	32 Days	6 Days	433.3%
Median Time to Sale	80 Days	47 Days	70.2%
New Pending Sales	693	592	17.1%
New Listings	774	922	-16.1%
Pending Inventory	1,278	970	31.8%
Inventory (Active Listings)	1,524	826	84.5%
Months Supply of Inventory	2.7	1.2	125.0%



# Monthly Distressed Market - May 2023

## Single-Family Homes

### Manatee County



		May 2023	May 2022	Percent Change Year-over-Year
Traditional	Closed Sales	799	681	17.3%
	Median Sale Price	\$515,000	\$550,000	-6.4%
Foreclosure/REO	Closed Sales	4	2	100.0%
	Median Sale Price	\$413,000	\$226,500	82.3%
Short Sale	Closed Sales	0	2	-100.0%
	Median Sale Price	(No Sales)	\$445,000	N/A

