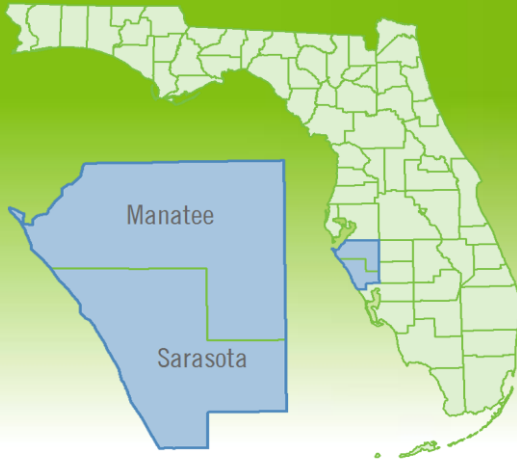


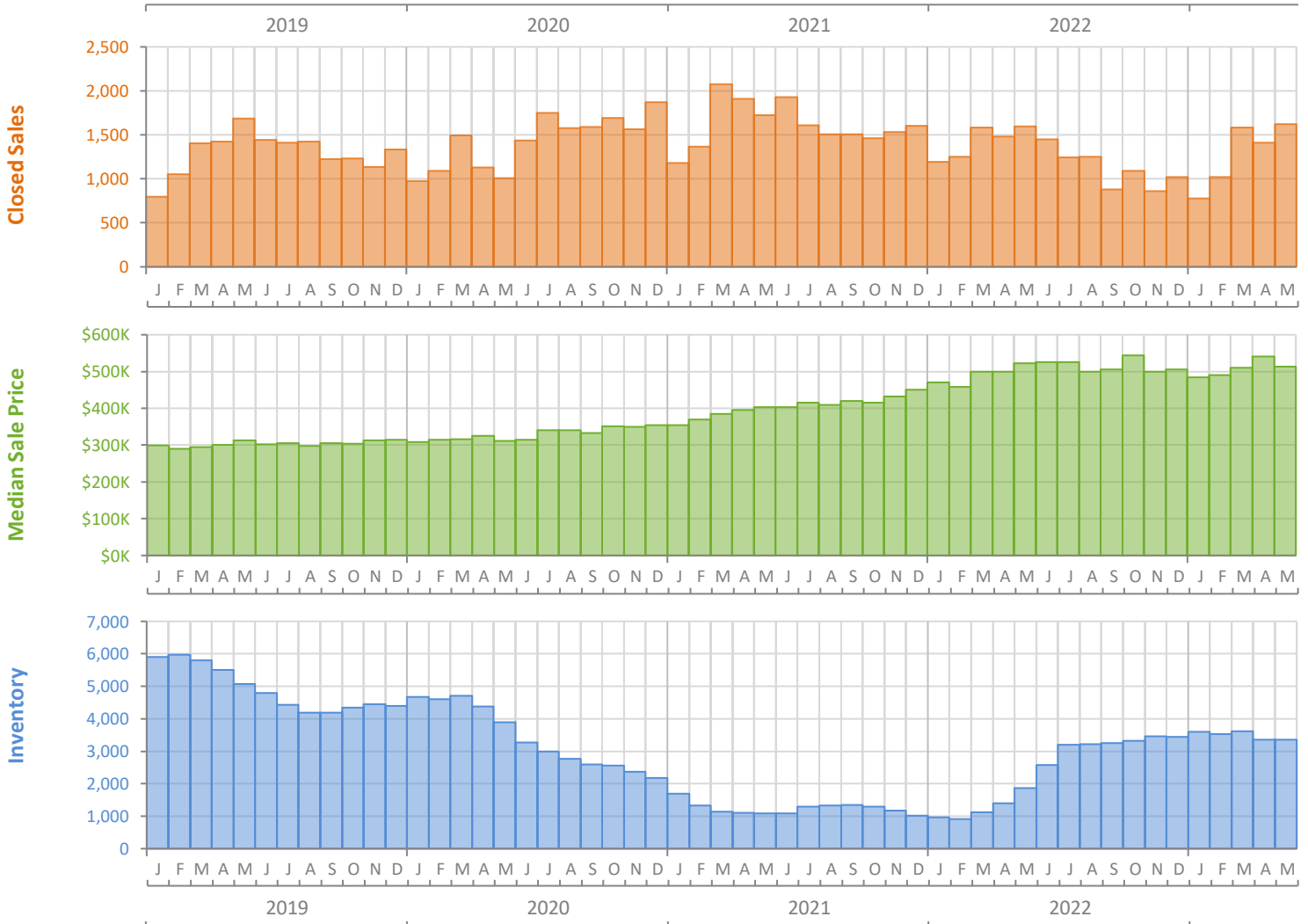
Monthly Market Summary - May 2023

Single-Family Homes

North Port-Sarasota-Bradenton MSA



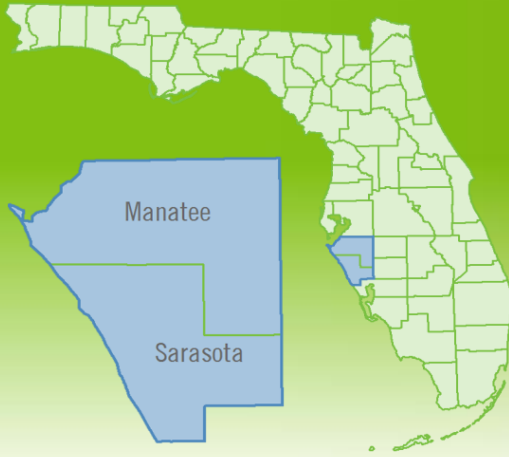
	May 2023	May 2022	Percent Change Year-over-Year
Closed Sales	1,625	1,595	1.9%
Paid in Cash	623	738	-15.6%
Median Sale Price	\$513,000	\$522,888	-1.9%
Average Sale Price	\$692,757	\$699,154	-0.9%
Dollar Volume	\$1.1 Billion	\$1.1 Billion	0.9%
Med. Pct. of Orig. List Price Received	95.9%	100.0%	-4.1%
Median Time to Contract	28 Days	6 Days	366.7%
Median Time to Sale	74 Days	45 Days	64.4%
New Pending Sales	1,358	1,404	-3.3%
New Listings	1,587	2,033	-21.9%
Pending Inventory	2,457	2,201	11.6%
Inventory (Active Listings)	3,348	1,864	79.6%
Months Supply of Inventory	2.8	1.2	133.3%



Monthly Distressed Market - May 2023

Single-Family Homes

North Port-Sarasota-Bradenton MSA



		May 2023	May 2022	Percent Change Year-over-Year
Traditional	Closed Sales	1,616	1,588	1.8%
	Median Sale Price	\$515,000	\$524,788	-1.9%
Foreclosure/REO	Closed Sales	7	3	133.3%
	Median Sale Price	\$390,000	\$220,000	77.3%
Short Sale	Closed Sales	2	4	-50.0%
	Median Sale Price	\$221,700	\$375,875	-41.0%

