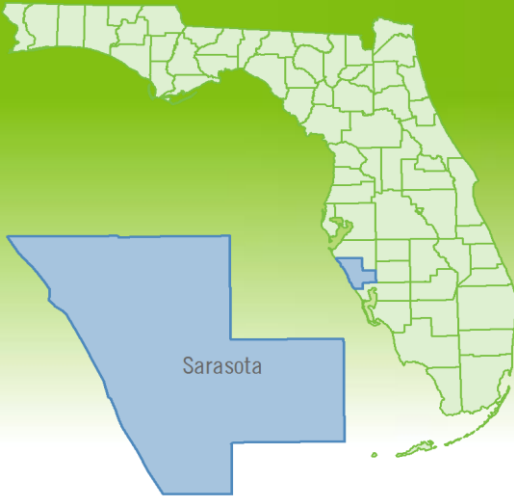


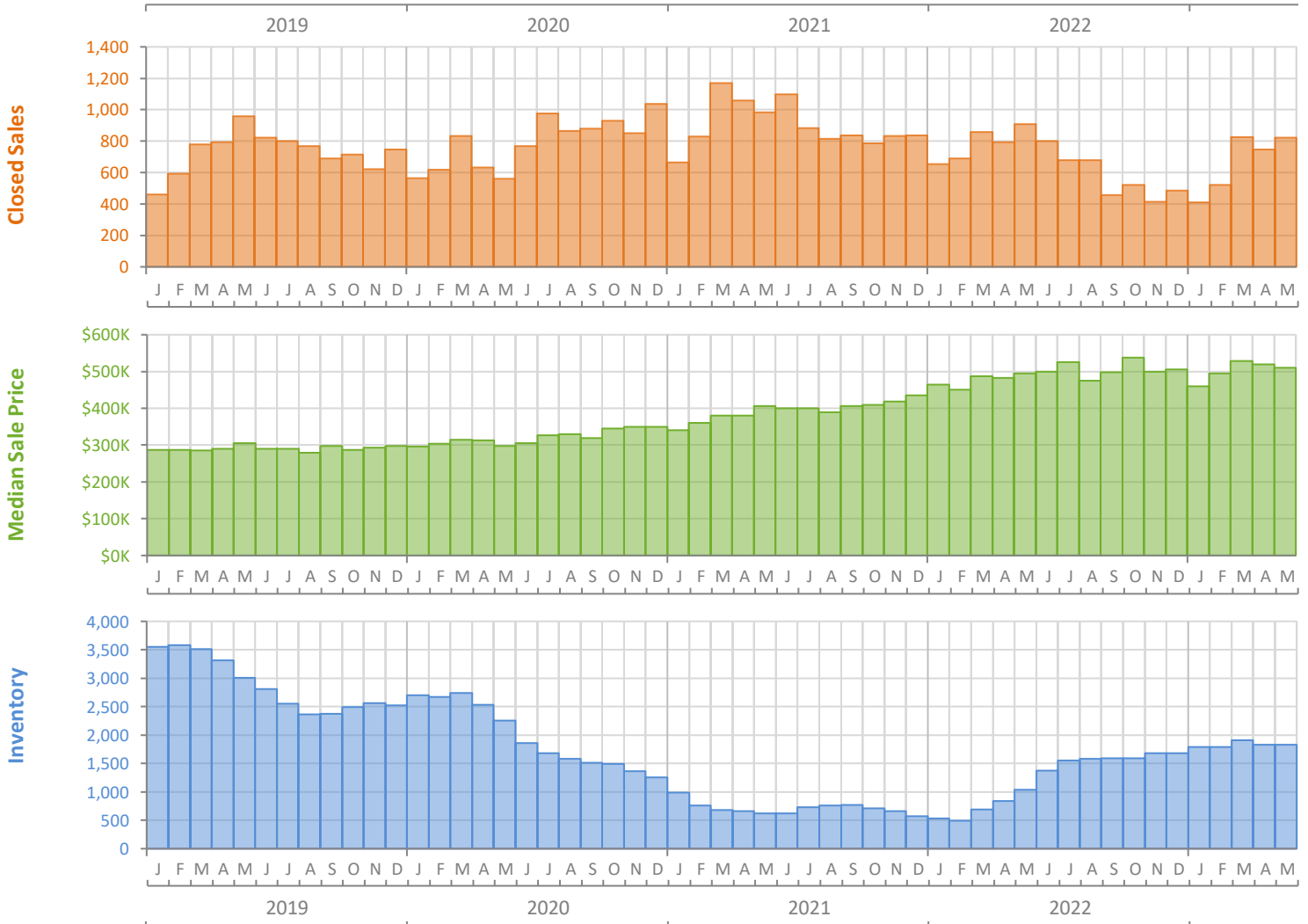
# Monthly Market Summary - May 2023

## Single-Family Homes

### Sarasota County



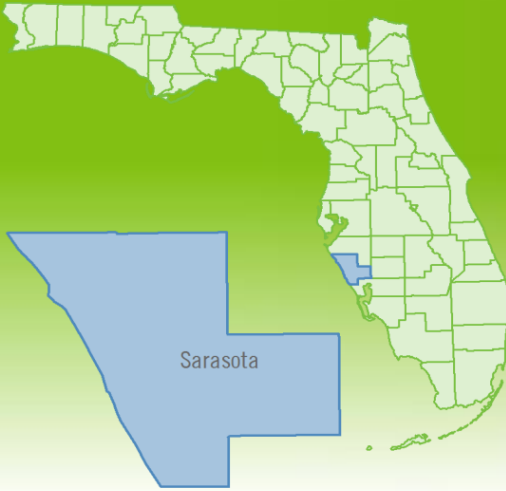
	May 2023	May 2022	Percent Change Year-over-Year
Closed Sales	822	910	-9.7%
Paid in Cash	374	466	-19.7%
Median Sale Price	\$510,000	\$495,000	3.0%
Average Sale Price	\$699,344	\$686,846	1.8%
Dollar Volume	\$574.9 Million	\$625.0 Million	-8.0%
Med. Pct. of Orig. List Price Received	96.2%	100.0%	-3.8%
Median Time to Contract	25 Days	6 Days	316.7%
Median Time to Sale	67 Days	43 Days	55.8%
New Pending Sales	665	812	-18.1%
New Listings	813	1,111	-26.8%
Pending Inventory	1,179	1,231	-4.2%
Inventory (Active Listings)	1,824	1,038	75.7%
Months Supply of Inventory	3.0	1.2	150.0%



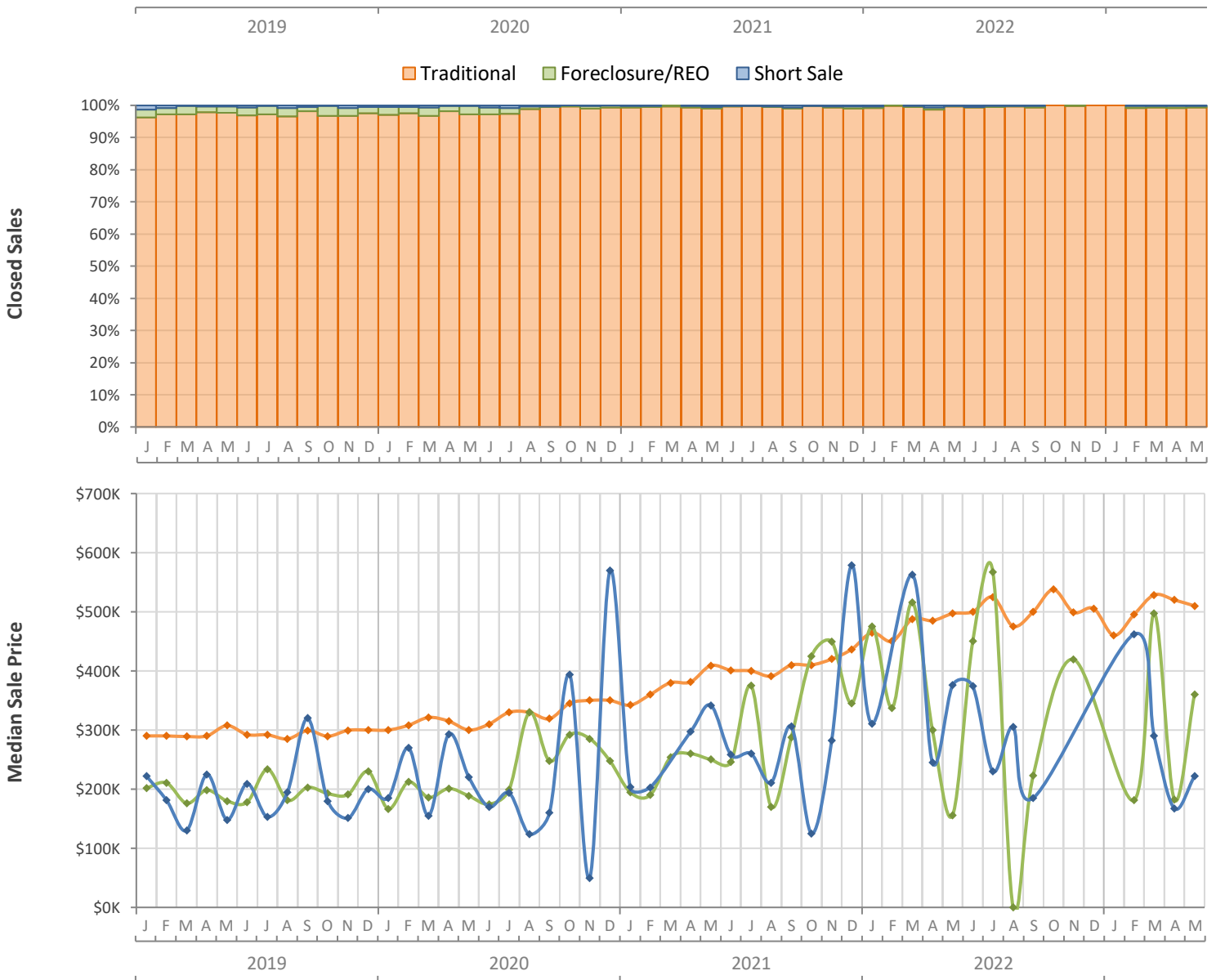
# Monthly Distressed Market - May 2023

## Single-Family Homes

### Sarasota County



		May 2023	May 2022	Percent Change Year-over-Year
Traditional	Closed Sales	817	907	-9.9%
	Median Sale Price	\$510,000	\$497,000	2.6%
Foreclosure/REO	Closed Sales	3	1	200.0%
	Median Sale Price	\$360,000	\$156,000	130.8%
Short Sale	Closed Sales	2	2	0.0%
	Median Sale Price	\$221,700	\$375,875	-41.0%



Produced by Florida REALTORS® with data provided by Florida's multiple listing services. Statistics for each month compiled from MLS feeds on the 15th day of the following month. Data released on Thursday, June 22, 2023. Next data release is Thursday, July 20, 2023.