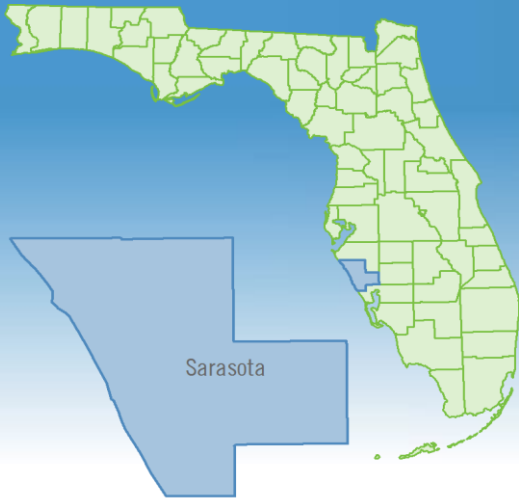


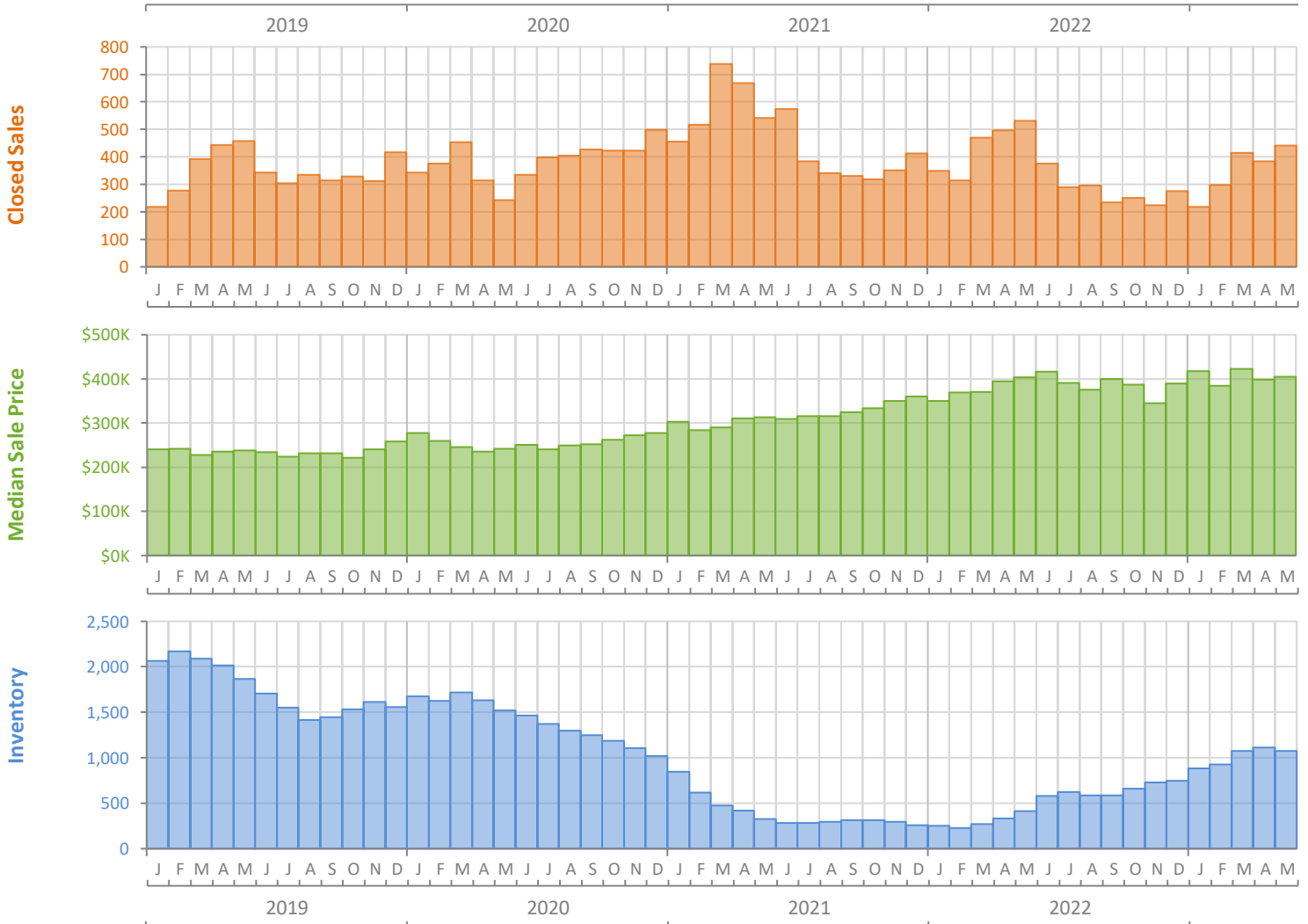
Monthly Market Summary - May 2023

Townhouses and Condos

Sarasota County



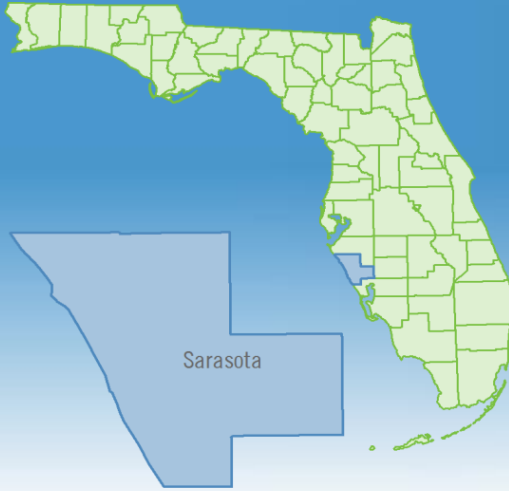
	May 2023	May 2022	Percent Change Year-over-Year
Closed Sales	441	532	-17.1%
Paid in Cash	301	363	-17.1%
Median Sale Price	\$405,000	\$403,000	0.5%
Average Sale Price	\$581,564	\$578,037	0.6%
Dollar Volume	\$256.5 Million	\$307.5 Million	-16.6%
Med. Pct. of Orig. List Price Received	95.8%	100.0%	-4.2%
Median Time to Contract	27 Days	5 Days	440.0%
Median Time to Sale	75 Days	44 Days	70.5%
New Pending Sales	333	384	-13.3%
New Listings	384	479	-19.8%
Pending Inventory	707	675	4.7%
Inventory (Active Listings)	1,073	414	159.2%
Months Supply of Inventory	3.5	1.0	250.0%



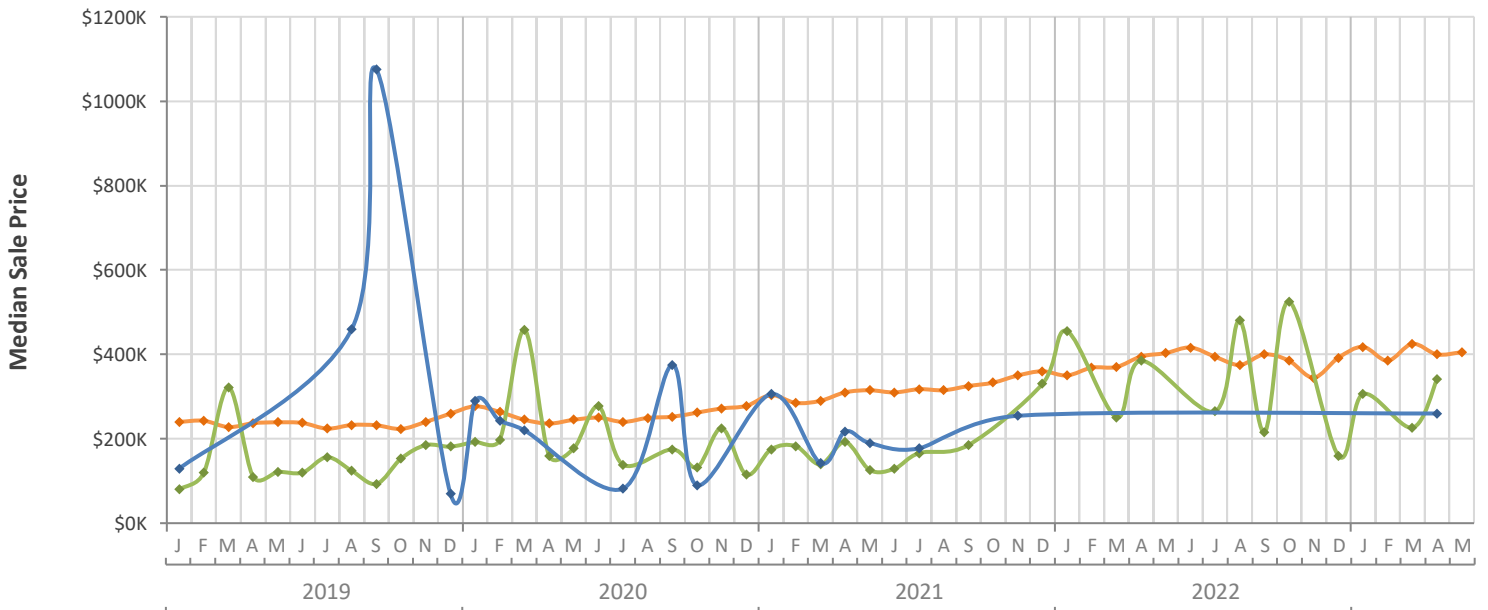
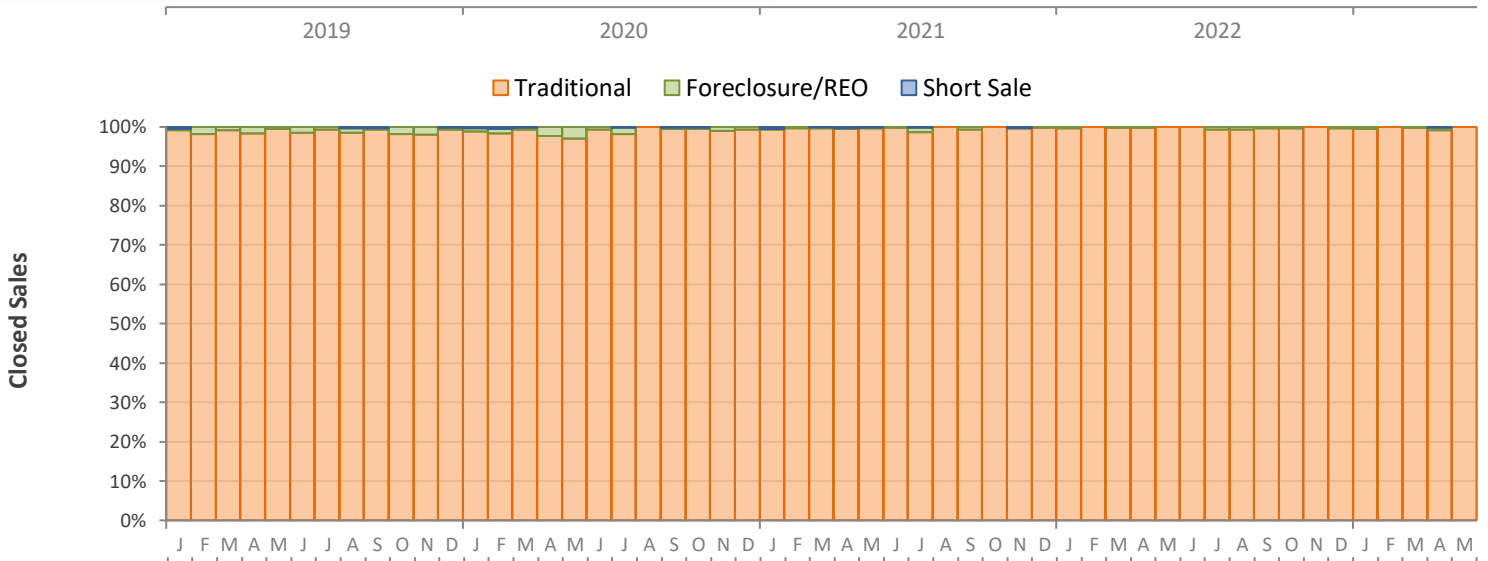
Monthly Distressed Market - May 2023

Townhouses and Condos

Sarasota County



		May 2023	May 2022	Percent Change Year-over-Year
Traditional	Closed Sales	441	532	-17.1%
	Median Sale Price	\$405,000	\$403,000	0.5%
Foreclosure/REO	Closed Sales	0	0	N/A
	Median Sale Price	(No Sales)	(No Sales)	N/A
Short Sale	Closed Sales	0	0	N/A
	Median Sale Price	(No Sales)	(No Sales)	N/A



Produced by Florida REALTORS® with data provided by Florida's multiple listing services. Statistics for each month compiled from MLS feeds on the 15th day of the following month. Data released on Thursday, June 22, 2023. Next data release is Thursday, July 20, 2023.