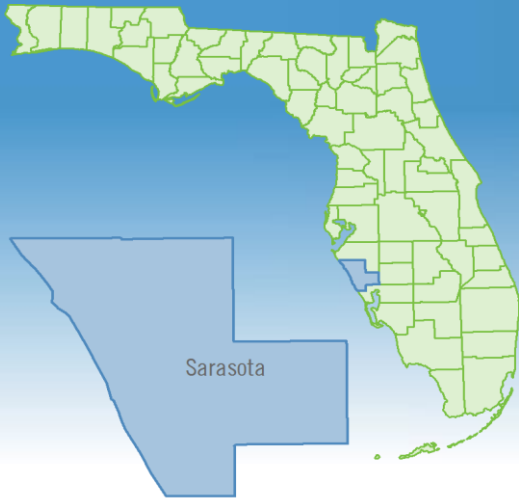


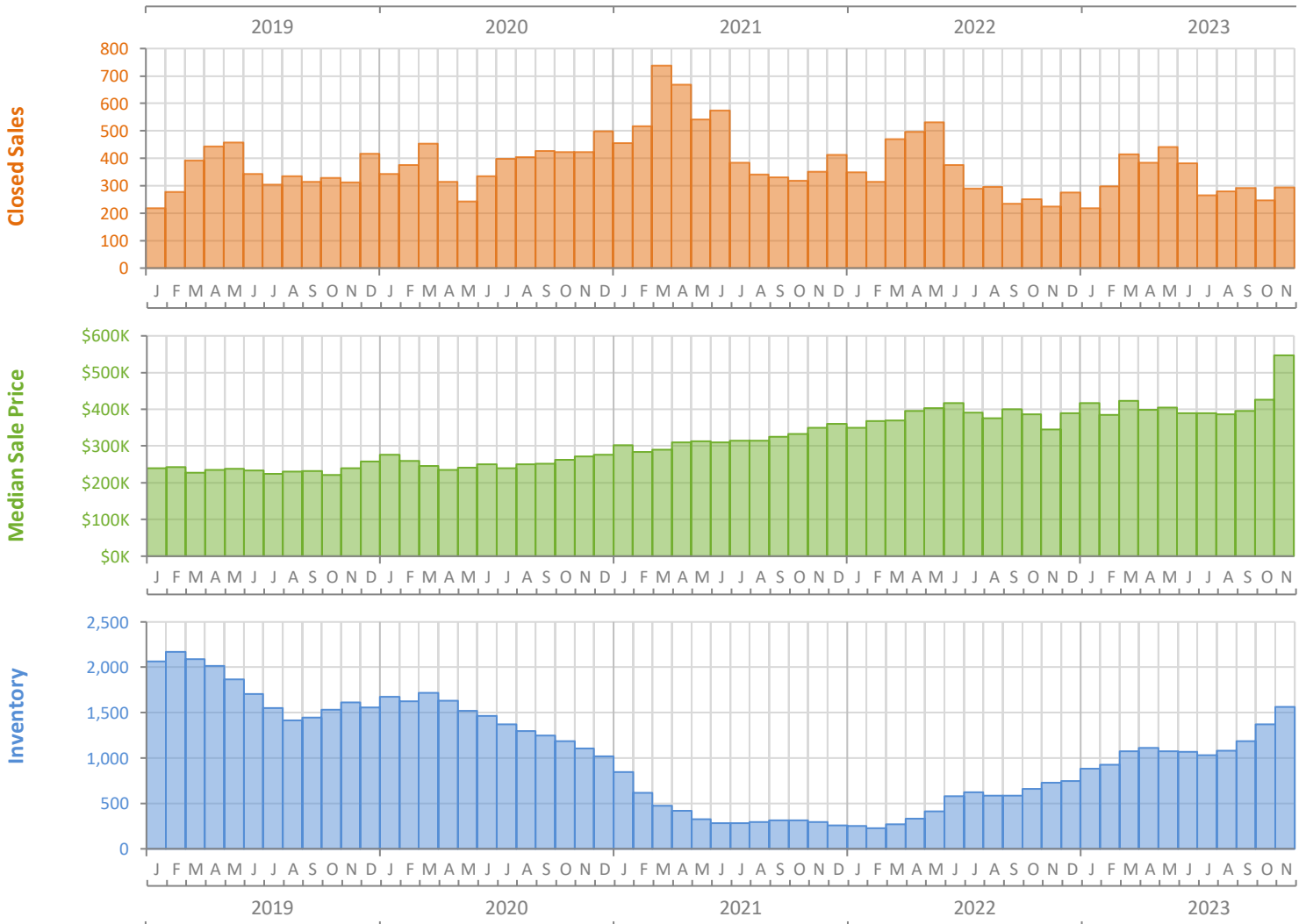
# Monthly Market Summary - November 2023

## Townhouses and Condos

### Sarasota County



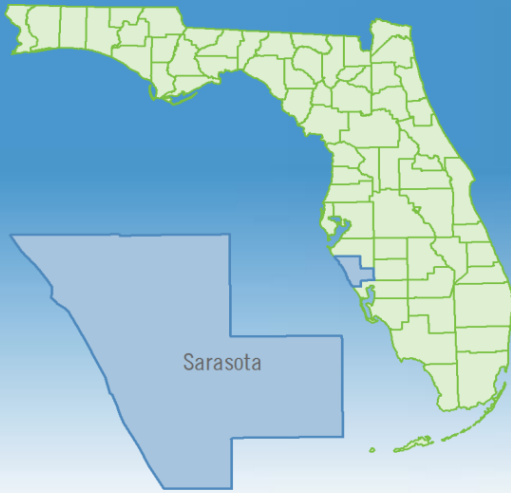
	November 2023	November 2022	Percent Change Year-over-Year
Closed Sales	294	225	30.7%
Paid in Cash	217	148	46.6%
Median Sale Price	\$547,704	\$345,000	58.8%
Average Sale Price	\$845,145	\$521,235	62.1%
Dollar Volume	\$248.5 Million	\$117.3 Million	111.9%
Med. Pct. of Orig. List Price Received	97.0%	99.2%	-2.2%
Median Time to Contract	21 Days	13 Days	61.5%
Median Time to Sale	59 Days	72 Days	-18.1%
New Pending Sales	313	258	21.3%
New Listings	583	368	58.4%
Pending Inventory	513	533	-3.8%
Inventory (Active Listings)	1,562	727	114.9%
Months Supply of Inventory	4.9	2.1	133.3%



# Monthly Distressed Market - November 2023

## Townhouses and Condos

### Sarasota County



		November 2023	November 2022	Percent Change Year-over-Year
Traditional	Closed Sales	293	225	30.2%
	Median Sale Price	\$556,407	\$345,000	61.3%
Foreclosure/REO	Closed Sales	1	0	N/A
	Median Sale Price	\$442,900	(No Sales)	N/A
Short Sale	Closed Sales	0	0	N/A
	Median Sale Price	(No Sales)	(No Sales)	N/A

