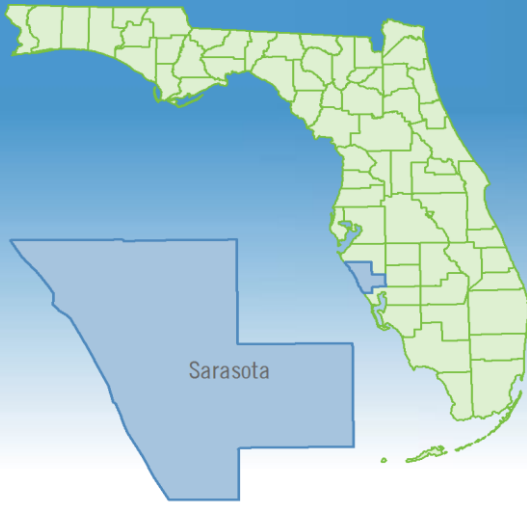


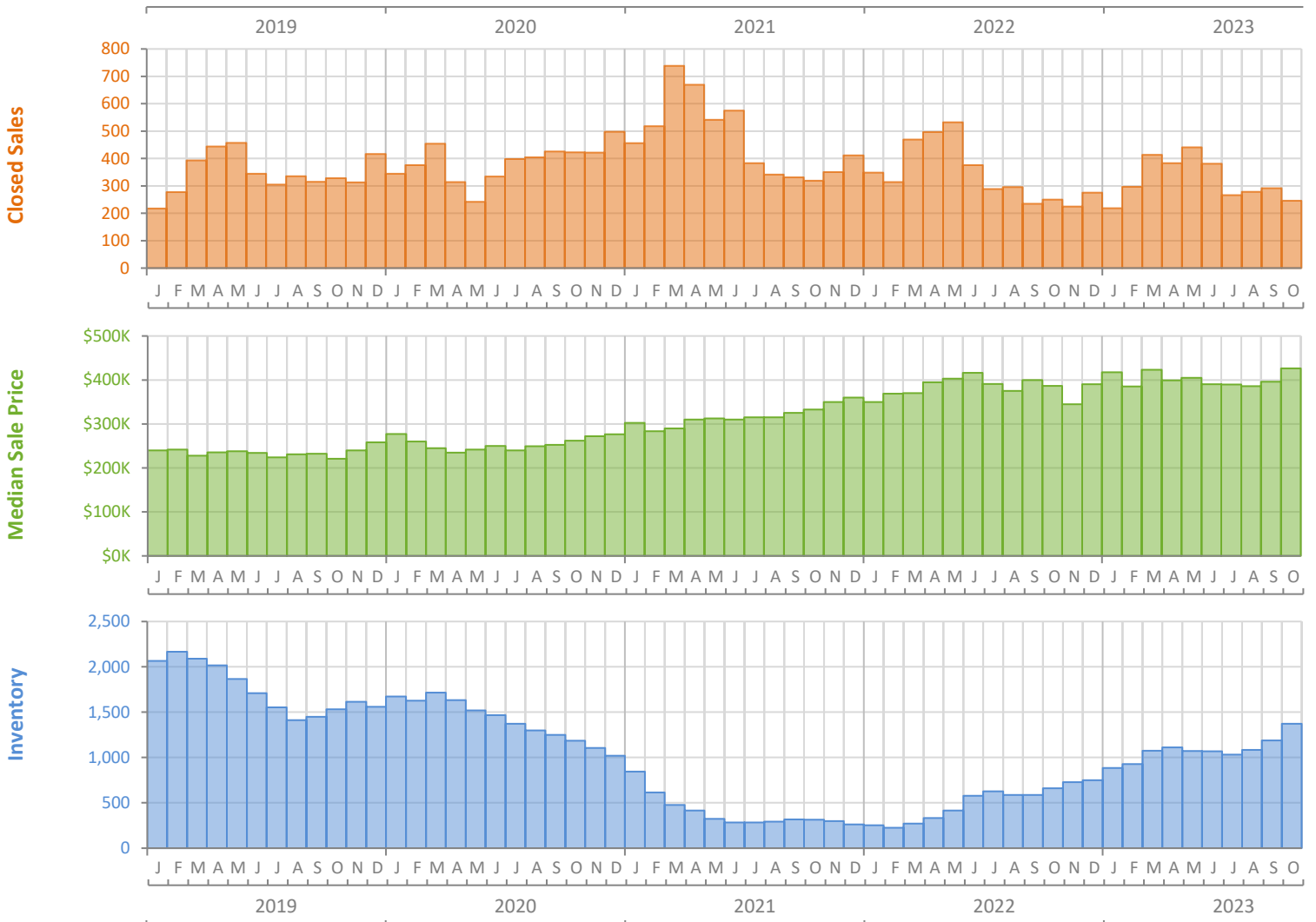
Monthly Market Summary - October 2023

Townhouses and Condos

Sarasota County



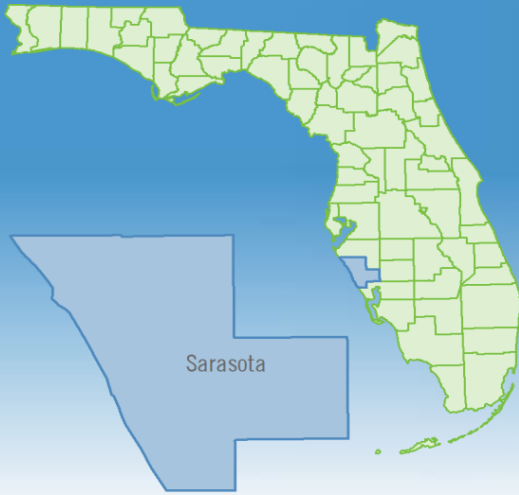
	October 2023	October 2022	Percent Change Year-over-Year
Closed Sales	246	250	-1.6%
Paid in Cash	165	158	4.4%
Median Sale Price	\$426,500	\$386,580	10.3%
Average Sale Price	\$606,800	\$584,051	3.9%
Dollar Volume	\$149.3 Million	\$146.0 Million	2.2%
Med. Pct. of Orig. List Price Received	96.3%	96.5%	-0.2%
Median Time to Contract	32 Days	28 Days	14.3%
Median Time to Sale	73 Days	71 Days	2.8%
New Pending Sales	232	179	29.6%
New Listings	493	295	67.1%
Pending Inventory	530	497	6.6%
Inventory (Active Listings)	1,371	660	107.7%
Months Supply of Inventory	4.4	1.8	144.4%



Monthly Distressed Market - October 2023

Townhouses and Condos

Sarasota County



		October 2023	October 2022	Percent Change Year-over-Year
Traditional	Closed Sales	243	249	-2.4%
	Median Sale Price	\$430,000	\$385,000	11.7%
Foreclosure/REO	Closed Sales	3	1	200.0%
	Median Sale Price	\$200,000	\$525,000	-61.9%
Short Sale	Closed Sales	0	0	N/A
	Median Sale Price	(No Sales)	(No Sales)	N/A

