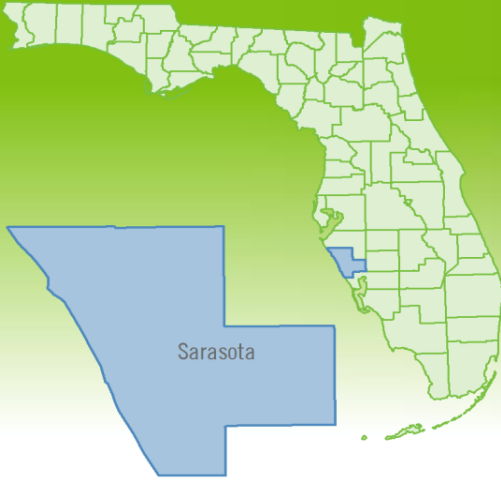


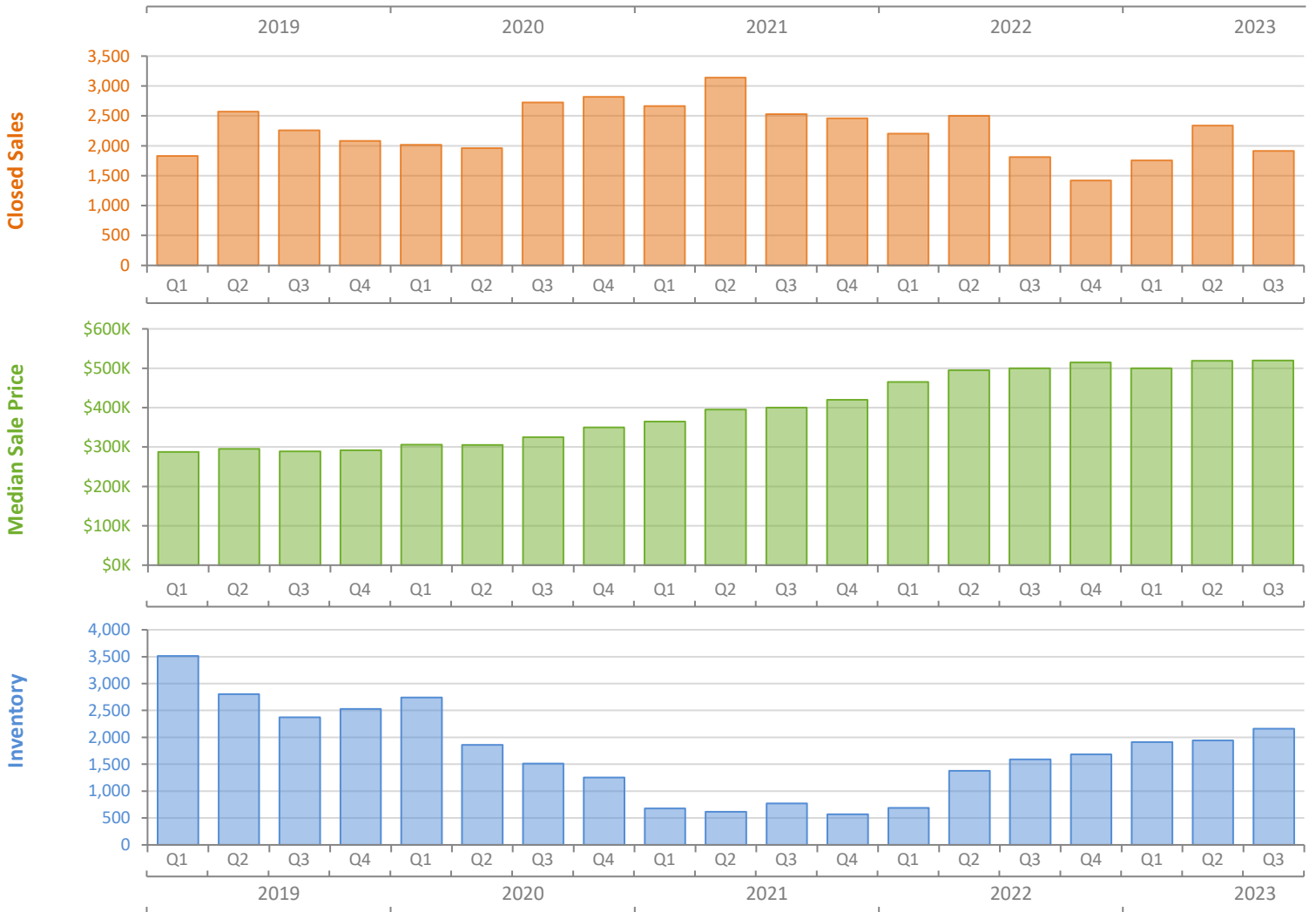
Quarterly Market Summary - Q3 2023

Single-Family Homes

Sarasota County



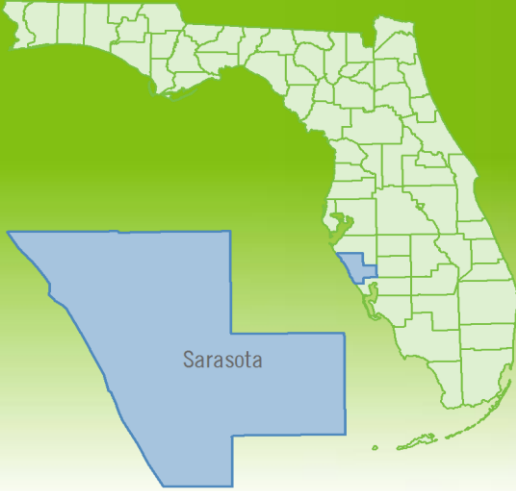
	Q3 2023	Q3 2022	Percent Change Year-over-Year
Closed Sales	1,916	1,814	5.6%
Paid in Cash	846	791	7.0%
Median Sale Price	\$520,000	\$499,999	4.0%
Average Sale Price	\$705,135	\$692,167	1.9%
Dollar Volume	\$1.4 Billion	\$1.3 Billion	7.6%
Med. Pct. of Orig. List Price Received	96.1%	97.9%	-1.8%
Median Time to Contract	30 Days	13 Days	130.8%
Median Time to Sale	73 Days	55 Days	32.7%
New Pending Sales	1,676	1,767	-5.1%
New Listings	2,395	2,414	-0.8%
Pending Inventory	792	980	-19.2%
Inventory (Active Listings)	2,159	1,591	35.7%
Months Supply of Inventory	3.5	2.1	66.7%



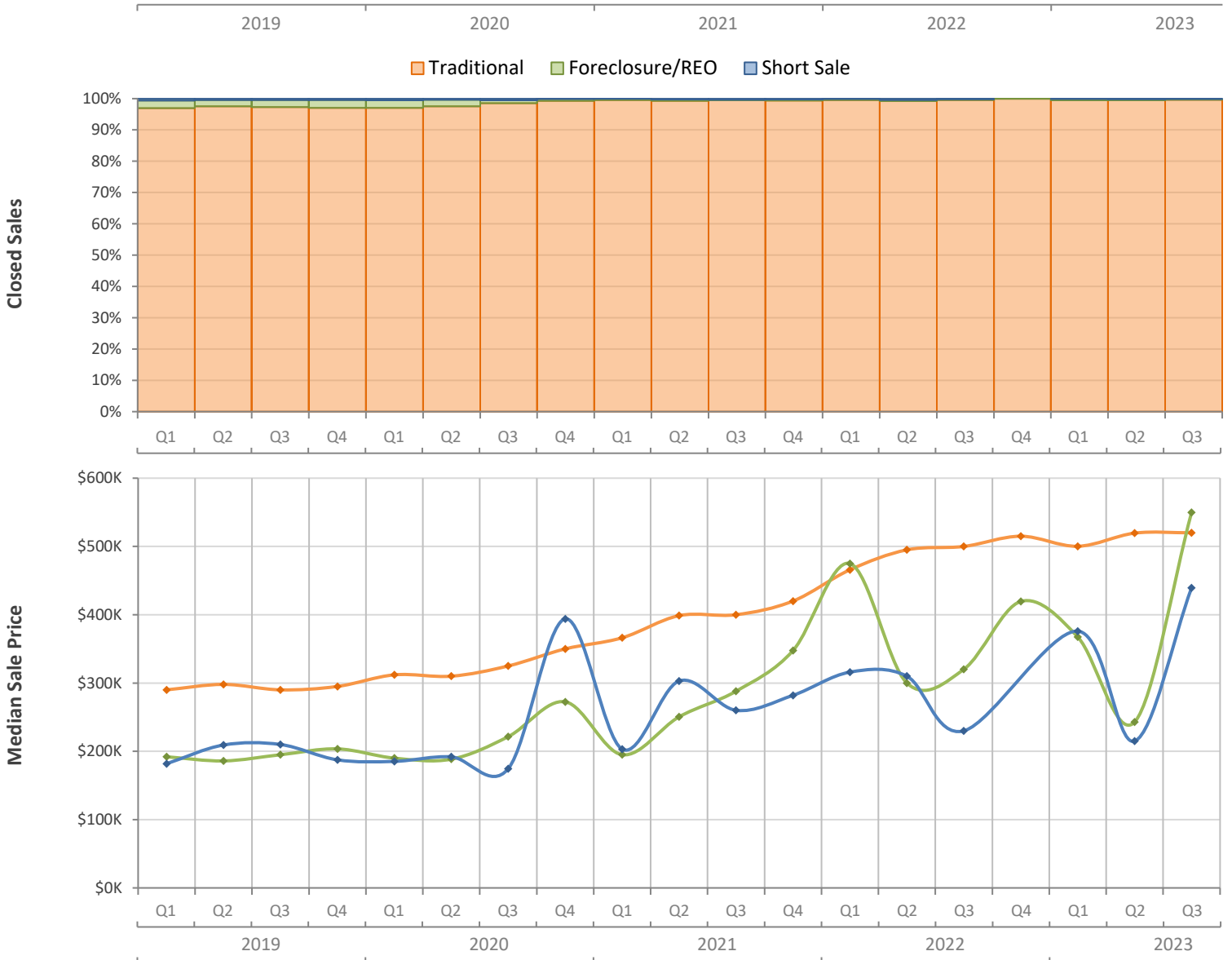
Quarterly Distressed Market - Q3 2023

Single-Family Homes

Sarasota County



		Q3 2023	Q3 2022	Percent Change Year-over-Year
Traditional	Closed Sales	1,909	1,805	5.8%
	Median Sale Price	\$520,000	\$500,000	4.0%
Foreclosure/REO	Closed Sales	5	6	-16.7%
	Median Sale Price	\$549,900	\$320,100	71.8%
Short Sale	Closed Sales	2	3	-33.3%
	Median Sale Price	\$439,500	\$230,000	91.1%



Produced by Florida REALTORS® with data provided by Florida's multiple listing services. Statistics for each month compiled from MLS feeds on the 15th day of the following month. Data released on Thursday, October 19, 2023. Next data release is TBD.