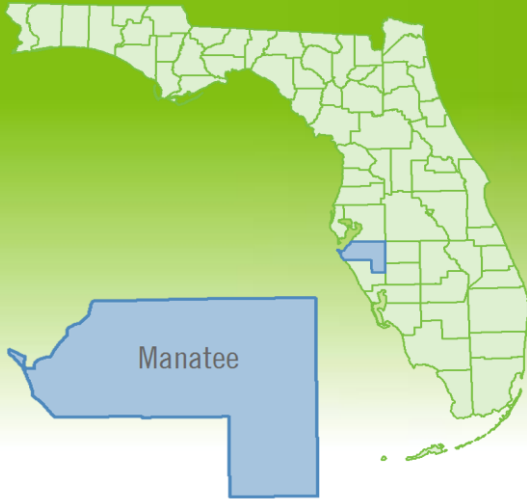


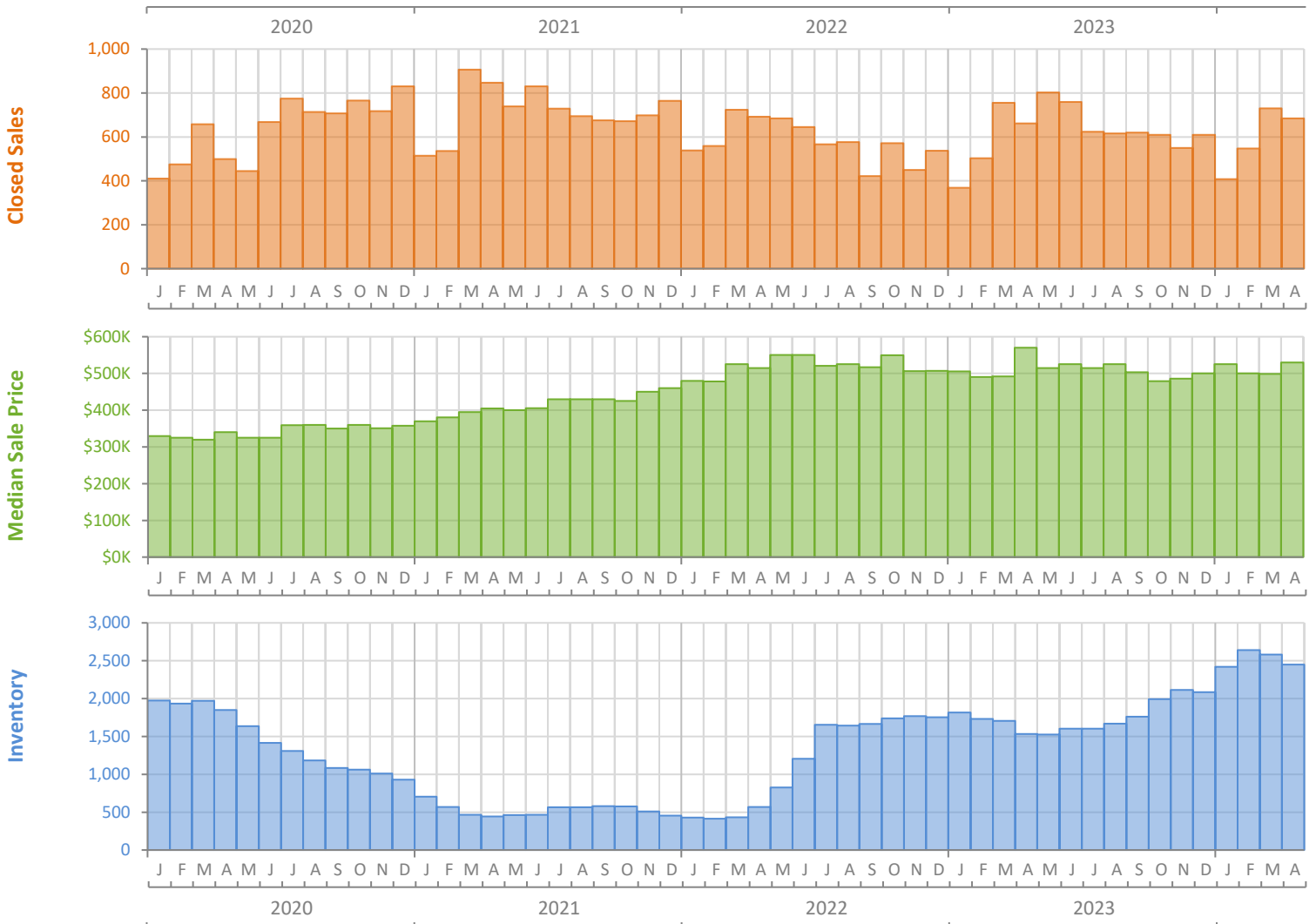
# Monthly Market Summary - April 2024

## Single-Family Homes

### Manatee County



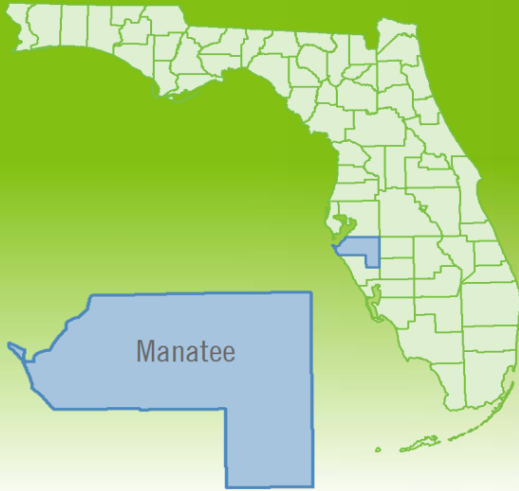
	April 2024	April 2023	Percent Change Year-over-Year
Closed Sales	685	662	3.5%
Paid in Cash	216	223	-3.1%
Median Sale Price	\$530,000	\$570,000	-7.0%
Average Sale Price	\$718,603	\$735,779	-2.3%
Dollar Volume	\$492.2 Million	\$487.1 Million	1.1%
Med. Pct. of Orig. List Price Received	95.7%	96.3%	-0.6%
Median Time to Contract	44 Days	28 Days	57.1%
Median Time to Sale	88 Days	76 Days	15.8%
New Pending Sales	811	772	5.1%
New Listings	858	733	17.1%
Pending Inventory	1,162	1,371	-15.2%
Inventory (Active Listings)	2,450	1,531	60.0%
Months Supply of Inventory	3.9	2.7	44.4%



# Monthly Distressed Market - April 2024

## Single-Family Homes

### Manatee County



		April 2024	April 2023	Percent Change Year-over-Year
Traditional	Closed Sales	683	661	3.3%
	Median Sale Price	\$530,390	\$570,000	-6.9%
Foreclosure/REO	Closed Sales	2	1	100.0%
	Median Sale Price	\$332,950	\$376,425	-11.5%
Short Sale	Closed Sales	0	0	N/A
	Median Sale Price	(No Sales)	(No Sales)	N/A

