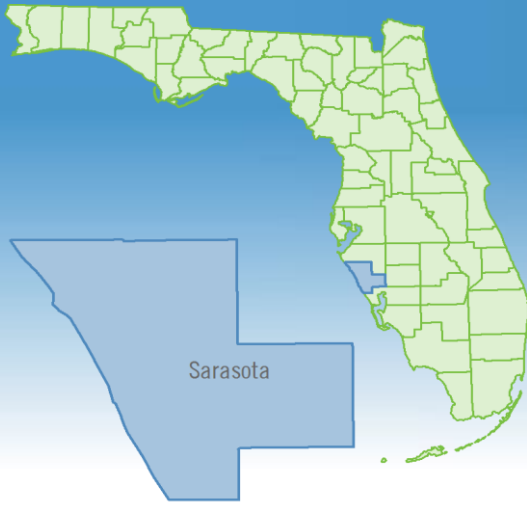


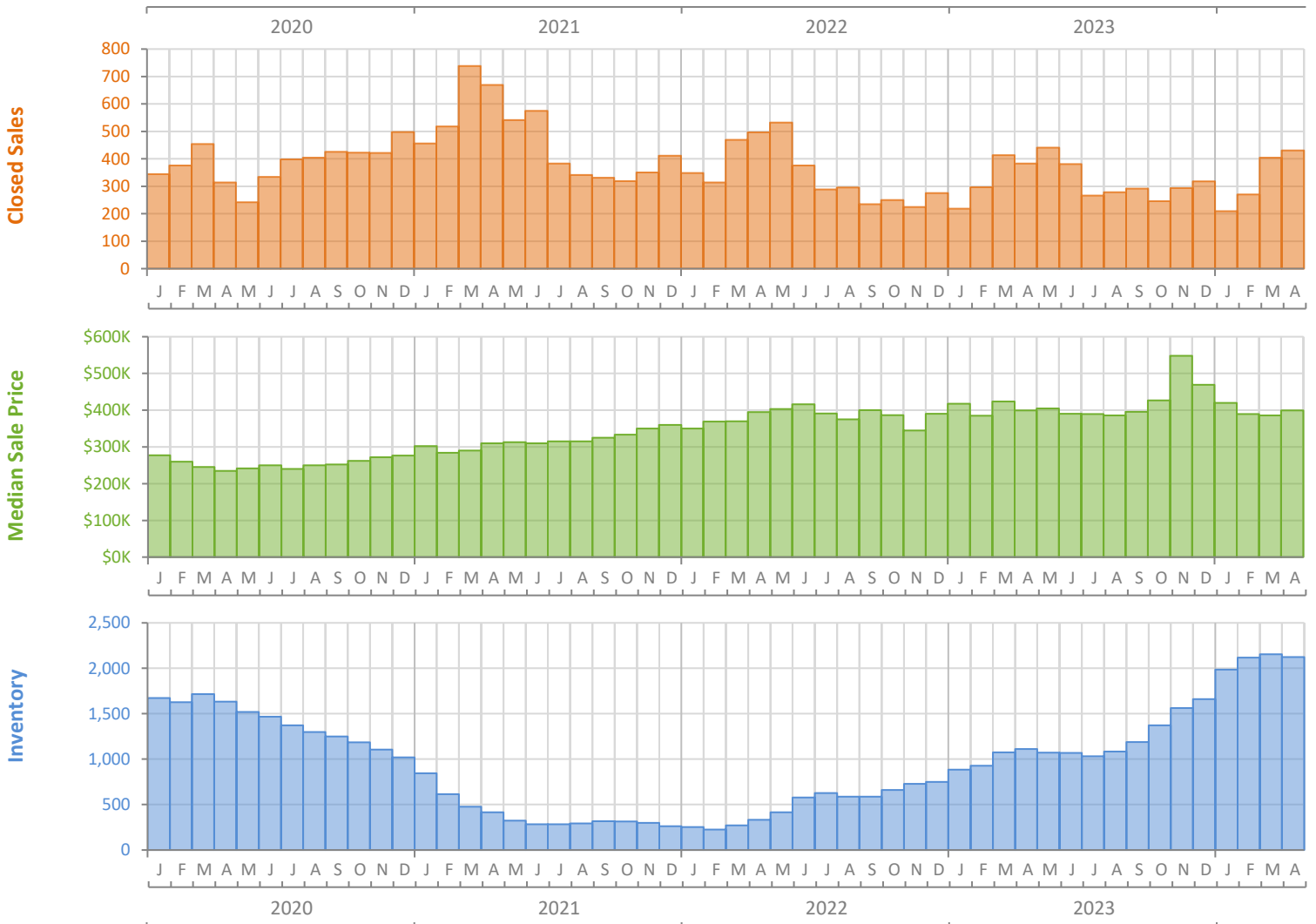
Monthly Market Summary - April 2024

Townhouses and Condos

Sarasota County



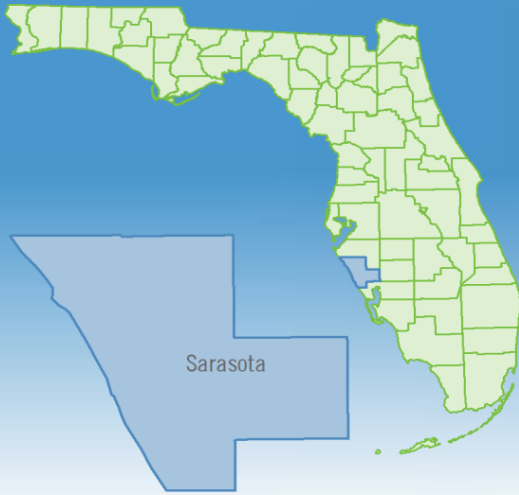
	April 2024	April 2023	Percent Change Year-over-Year
Closed Sales	431	383	12.5%
Paid in Cash	302	238	26.9%
Median Sale Price	\$399,000	\$399,000	0.0%
Average Sale Price	\$699,838	\$561,621	24.6%
Dollar Volume	\$301.6 Million	\$215.1 Million	40.2%
Med. Pct. of Orig. List Price Received	93.0%	96.4%	-3.5%
Median Time to Contract	48 Days	22 Days	118.2%
Median Time to Sale	91 Days	67 Days	35.8%
New Pending Sales	378	452	-16.4%
New Listings	496	536	-7.5%
Pending Inventory	709	809	-12.4%
Inventory (Active Listings)	2,124	1,112	91.0%
Months Supply of Inventory	6.7	3.5	91.4%



Monthly Distressed Market - April 2024

Townhouses and Condos

Sarasota County



		April 2024	April 2023	Percent Change Year-over-Year
Traditional	Closed Sales	431	380	13.4%
	Median Sale Price	\$399,000	\$399,950	-0.2%
Foreclosure/REO	Closed Sales	0	2	-100.0%
	Median Sale Price	(No Sales)	\$341,000	N/A
Short Sale	Closed Sales	0	1	-100.0%
	Median Sale Price	(No Sales)	\$260,000	N/A

