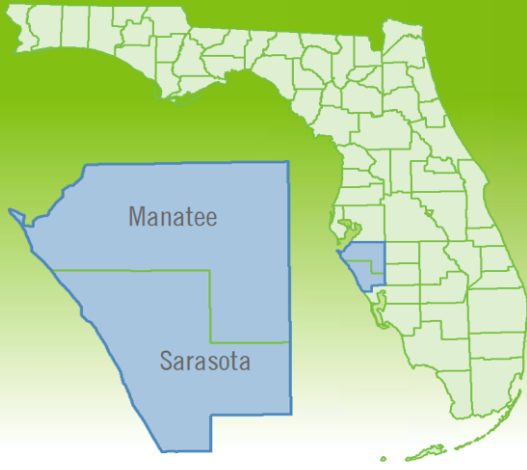


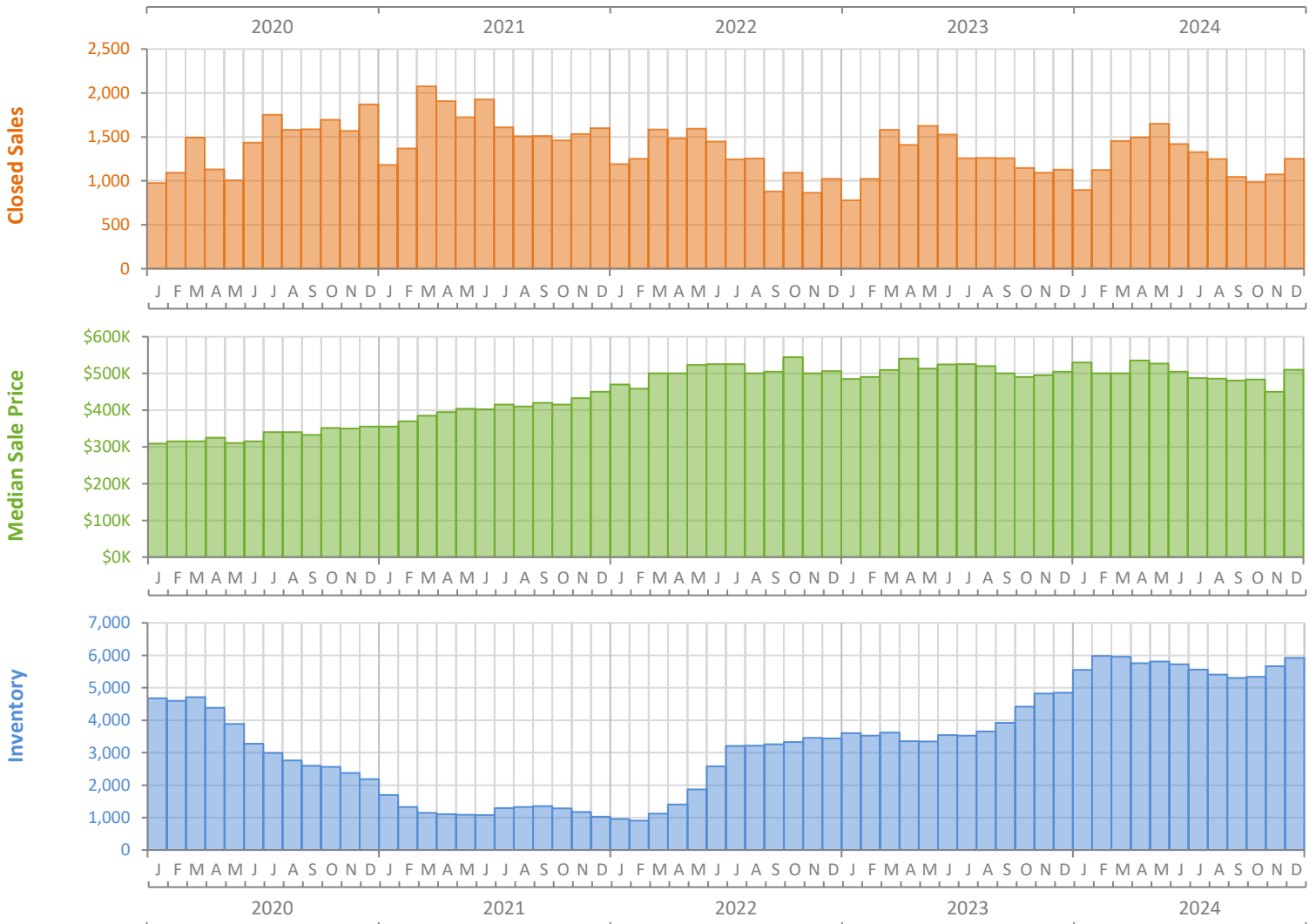
# Monthly Market Summary - December 2024

## Single-Family Homes

### North Port-Sarasota-Bradenton MSA



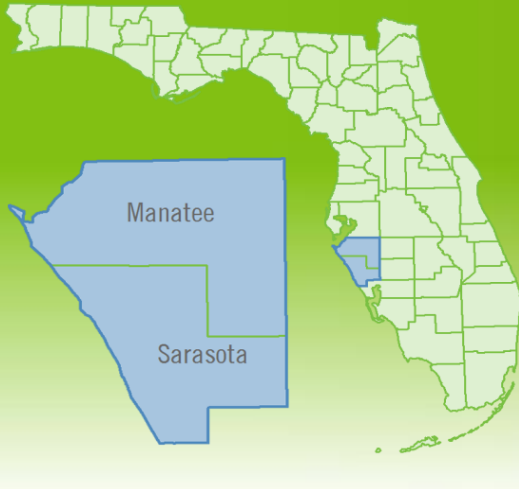
	December 2024	December 2023	Percent Change Year-over-Year
Closed Sales	1,252	1,128	11.0%
Paid in Cash	470	451	4.2%
Median Sale Price	\$510,000	\$504,990	1.0%
Average Sale Price	\$704,759	\$703,188	0.2%
Dollar Volume	\$882.4 Million	\$793.2 Million	11.2%
Med. Pct. of Orig. List Price Received	94.7%	96.2%	-1.6%
Median Time to Contract	49 Days	36 Days	36.1%
Median Time to Sale	89 Days	78 Days	14.1%
New Pending Sales	1,017	874	16.4%
New Listings	1,655	1,283	29.0%
Pending Inventory	1,297	1,258	3.1%
Inventory (Active Listings)	5,922	4,848	22.2%
Months Supply of Inventory	4.7	3.9	20.5%



# Monthly Distressed Market - December 2024

## Single-Family Homes

### North Port-Sarasota-Bradenton MSA



		December 2024	December 2023	Percent Change Year-over-Year
Traditional	Closed Sales	1,248	1,126	10.8%
	Median Sale Price	\$510,000	\$505,000	1.0%
Foreclosure/REO	Closed Sales	3	1	200.0%
	Median Sale Price	\$230,000	\$220,000	4.5%
Short Sale	Closed Sales	1	1	0.0%
	Median Sale Price	\$440,000	\$250,000	76.0%

