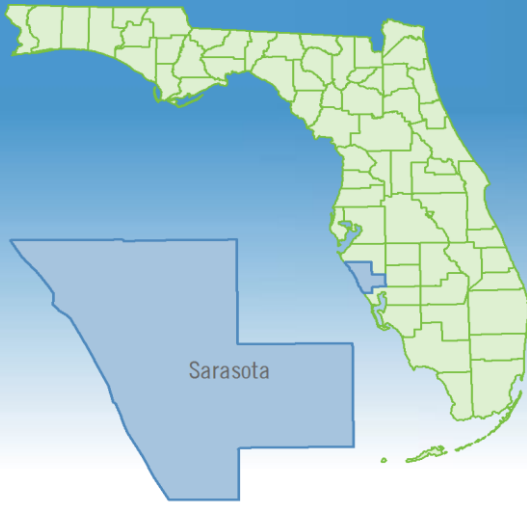


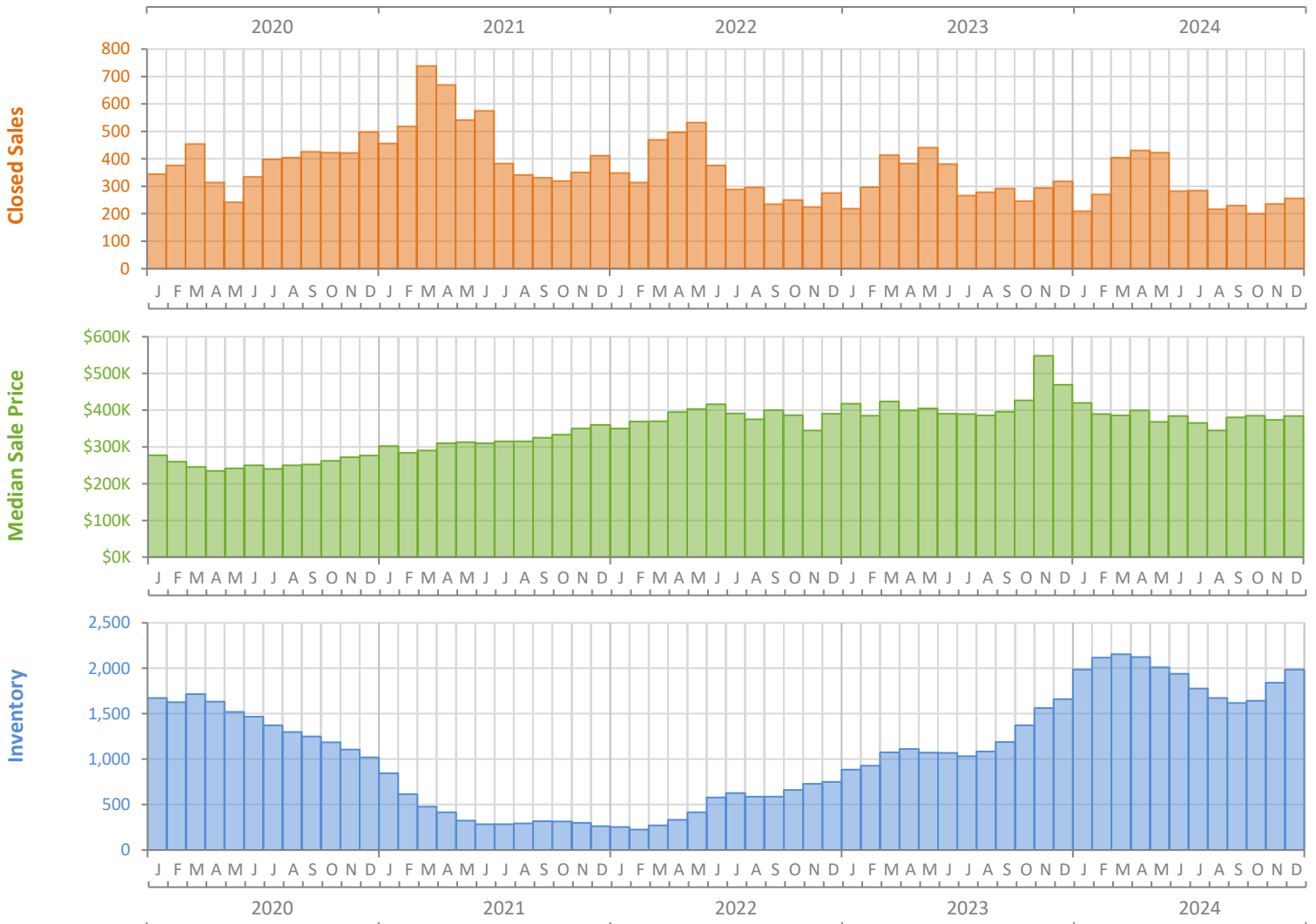
Monthly Market Summary - December 2024

Townhouses and Condos

Sarasota County



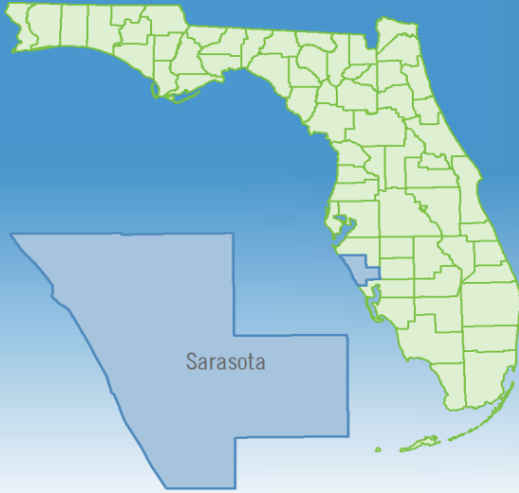
	December 2024	December 2023	Percent Change Year-over-Year
Closed Sales	256	318	-19.5%
Paid in Cash	173	226	-23.5%
Median Sale Price	\$384,250	\$468,933	-18.1%
Average Sale Price	\$843,042	\$787,762	7.0%
Dollar Volume	\$215.8 Million	\$250.5 Million	-13.8%
Med. Pct. of Orig. List Price Received	93.7%	97.0%	-3.4%
Median Time to Contract	67 Days	23 Days	191.3%
Median Time to Sale	109 Days	64 Days	70.3%
New Pending Sales	206	252	-18.3%
New Listings	503	440	14.3%
Pending Inventory	435	449	-3.1%
Inventory (Active Listings)	1,987	1,662	19.6%
Months Supply of Inventory	6.9	5.2	32.7%



Monthly Distressed Market - December 2024

Townhouses and Condos

Sarasota County



		December 2024	December 2023	Percent Change Year-over-Year
Traditional	Closed Sales	256	318	-19.5%
	Median Sale Price	\$384,250	\$468,933	-18.1%
Foreclosure/REO	Closed Sales	0	0	N/A
	Median Sale Price	(No Sales)	(No Sales)	N/A
Short Sale	Closed Sales	0	0	N/A
	Median Sale Price	(No Sales)	(No Sales)	N/A

