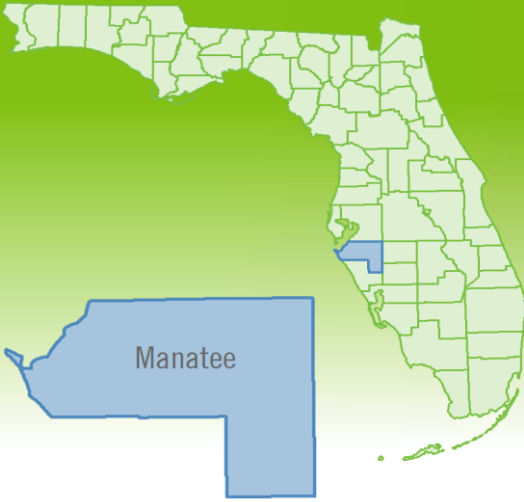


Yearly Market Summary - 2024

Single-Family Homes

Manatee County



	2024	2023	Percent Change Year-over-Year
Closed Sales	7,485	7,480	0.1%
Paid in Cash	2,377	2,422	-1.9%
Median Sale Price	\$499,875	\$509,240	-1.8%
Average Sale Price	\$672,952	\$673,473	-0.1%
Dollar Volume	\$5.0 Billion	\$5.0 Billion	0.0%
Med. Pct. of Orig. List Price Received	95.6%	96.5%	-0.9%
Median Time to Contract	52 Days	33 Days	57.6%
Median Time to Sale	102 Days	85 Days	20.0%
New Pending Sales	7,450	7,121	4.6%
New Listings	9,952	8,941	11.3%
Pending Inventory	645	614	5.0%
Inventory (Active Listings)	2,518	2,084	20.8%
Months Supply of Inventory	4.0	3.3	21.2%

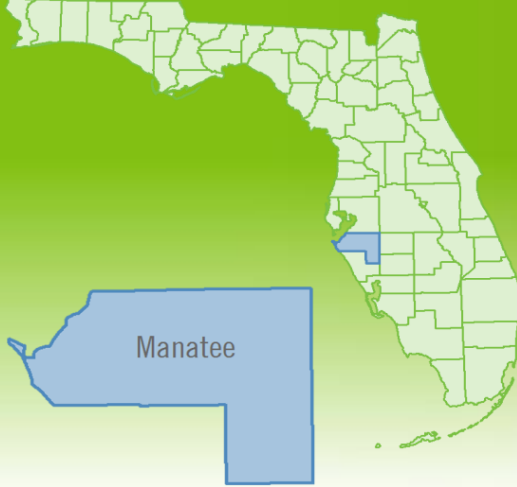


Produced by Florida REALTORS® with data provided by Florida's multiple listing services. Statistics for each month compiled from MLS feeds on the 15th day of the following month. Data released on Friday, January 24, 2025. Next yearly data release is TBD.

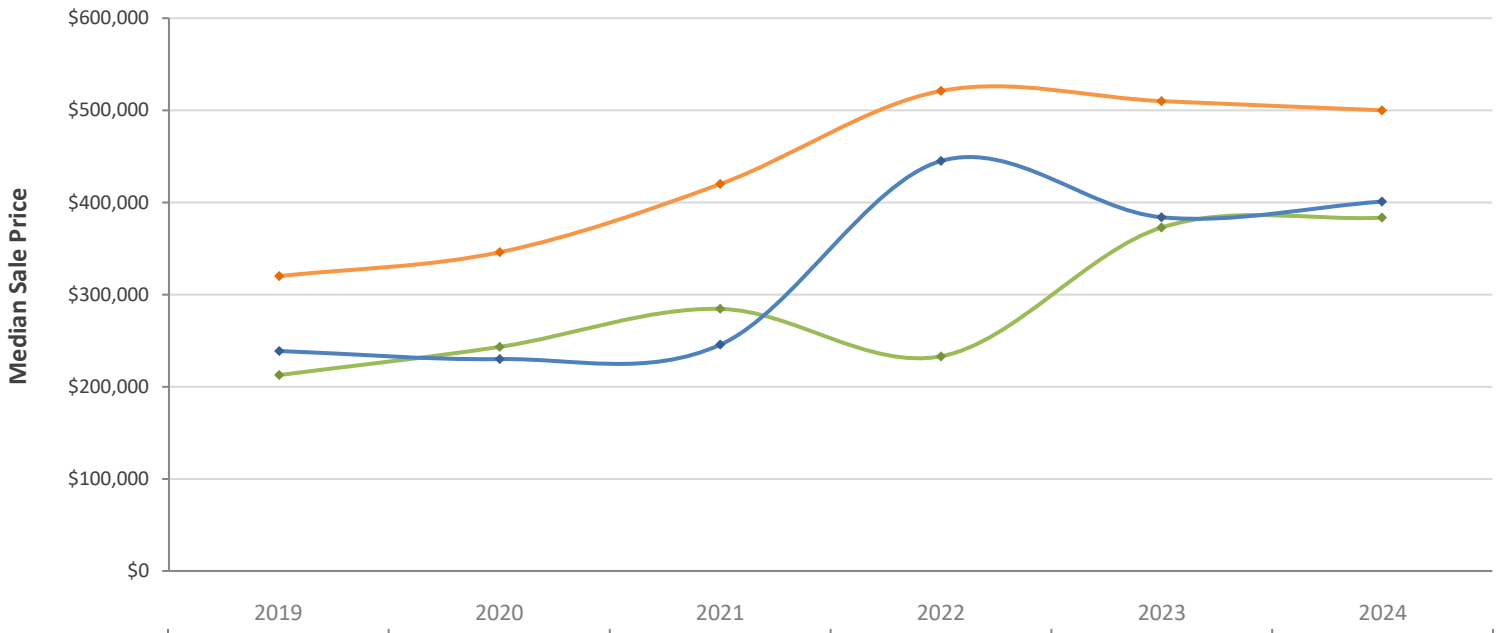
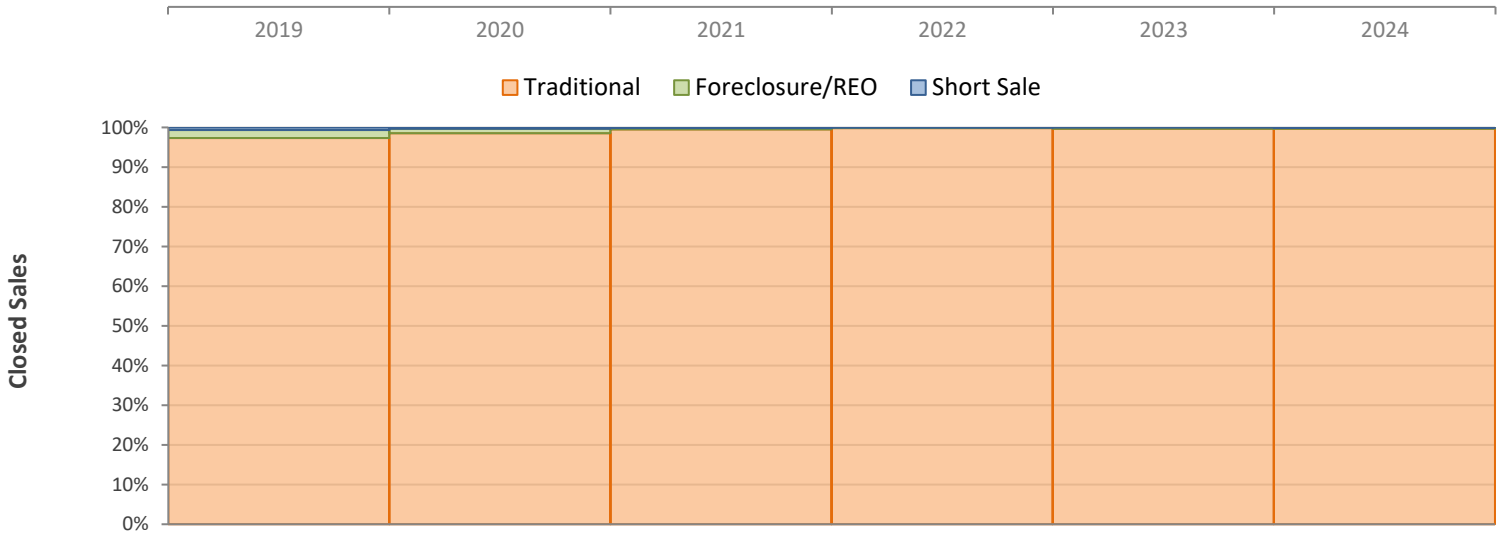
Yearly Distressed Market - 2024

Single-Family Homes

Manatee County



		2024	2023	Percent Change Year-over-Year
Traditional	Closed Sales	7,457	7,456	0.0%
	Median Sale Price	\$499,989	\$509,990	-2.0%
Foreclosure/REO	Closed Sales	20	21	-4.8%
	Median Sale Price	\$383,450	\$372,750	2.9%
Short Sale	Closed Sales	8	3	166.7%
	Median Sale Price	\$400,948	\$383,935	4.4%



Produced by Florida REALTORS® with data provided by Florida's multiple listing services. Statistics for each month compiled from MLS feeds on the 15th day of the following month. Data released on Friday, January 24, 2025. Next yearly data release is TBD.