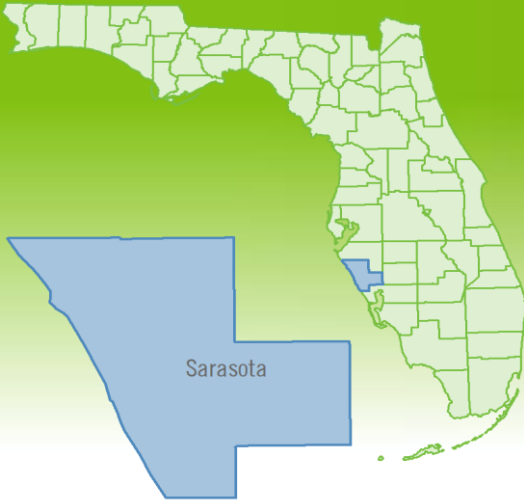


Yearly Market Summary - 2024

Single-Family Homes

Sarasota County



	2024	2023	Percent Change Year-over-Year
Closed Sales	7,486	7,608	-1.6%
Paid in Cash	3,243	3,377	-4.0%
Median Sale Price	\$505,000	\$515,000	-1.9%
Average Sale Price	\$719,290	\$696,963	3.2%
Dollar Volume	\$5.4 Billion	\$5.3 Billion	1.5%
Med. Pct. of Orig. List Price Received	94.4%	96.0%	-1.7%
Median Time to Contract	49 Days	27 Days	81.5%
Median Time to Sale	91 Days	70 Days	30.0%
New Pending Sales	7,440	7,315	1.7%
New Listings	11,055	10,179	8.6%
Pending Inventory	652	644	1.2%
Inventory (Active Listings)	3,404	2,764	23.2%
Months Supply of Inventory	5.5	4.4	25.0%

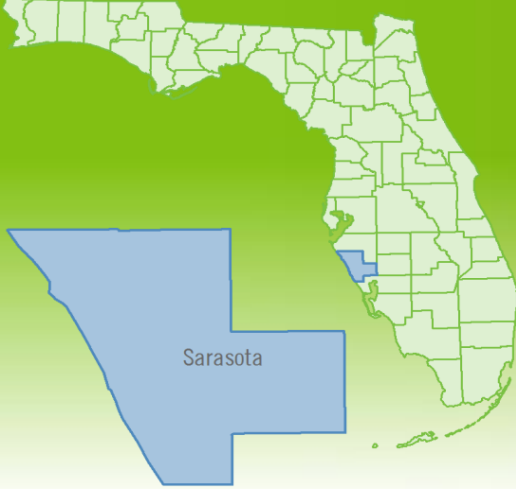


Produced by Florida REALTORS® with data provided by Florida's multiple listing services. Statistics for each month compiled from MLS feeds on the 15th day of the following month. Data released on Friday, January 24, 2025. Next yearly data release is TBD.

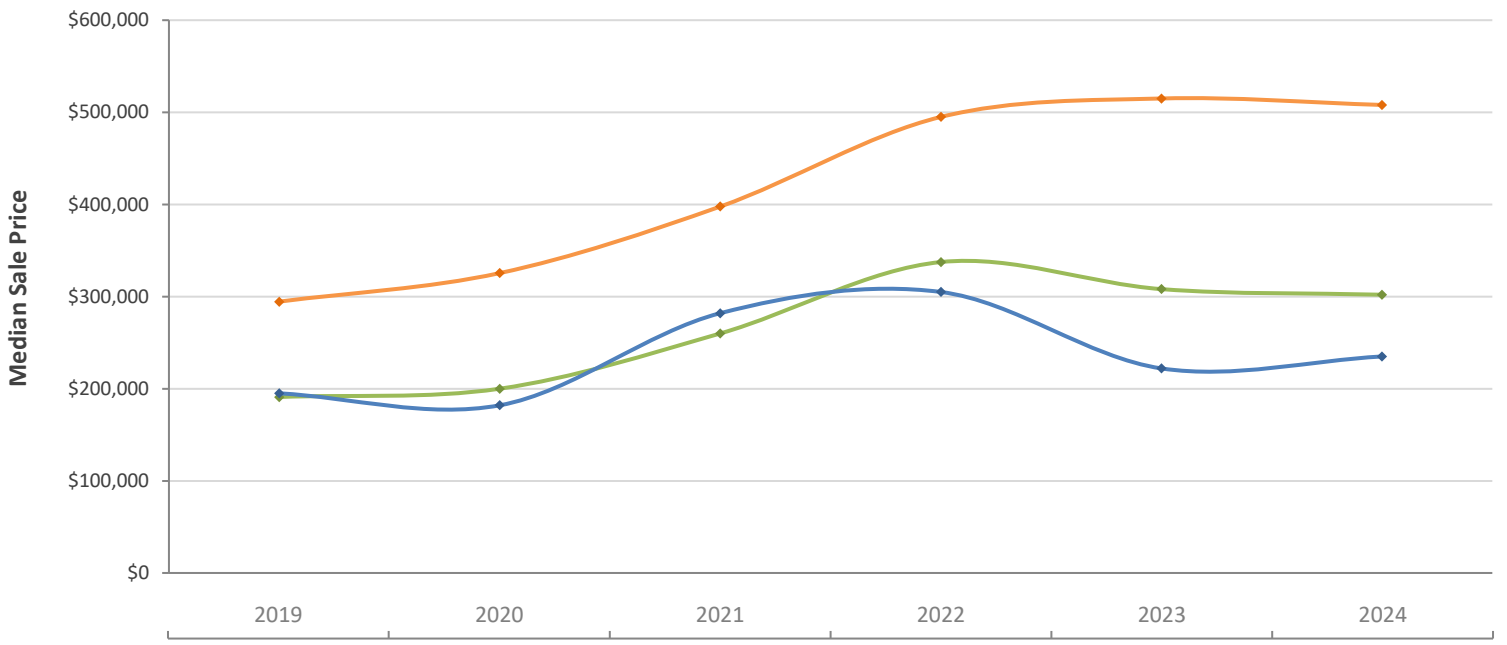
Yearly Distressed Market - 2024

Single-Family Homes

Sarasota County



		2024	2023	Percent Change Year-over-Year
Traditional	Closed Sales	7,453	7,574	-1.6%
	Median Sale Price	\$508,000	\$515,000	-1.4%
Foreclosure/REO	Closed Sales	31	24	29.2%
	Median Sale Price	\$302,000	\$308,078	-2.0%
Short Sale	Closed Sales	2	10	-80.0%
	Median Sale Price	\$235,000	\$222,000	5.9%



Produced by Florida REALTORS® with data provided by Florida's multiple listing services. Statistics for each month compiled from MLS feeds on the 15th day of the following month. Data released on Friday, January 24, 2025. Next yearly data release is TBD.