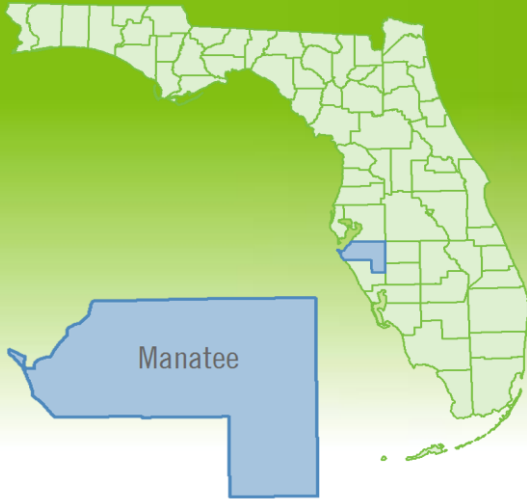


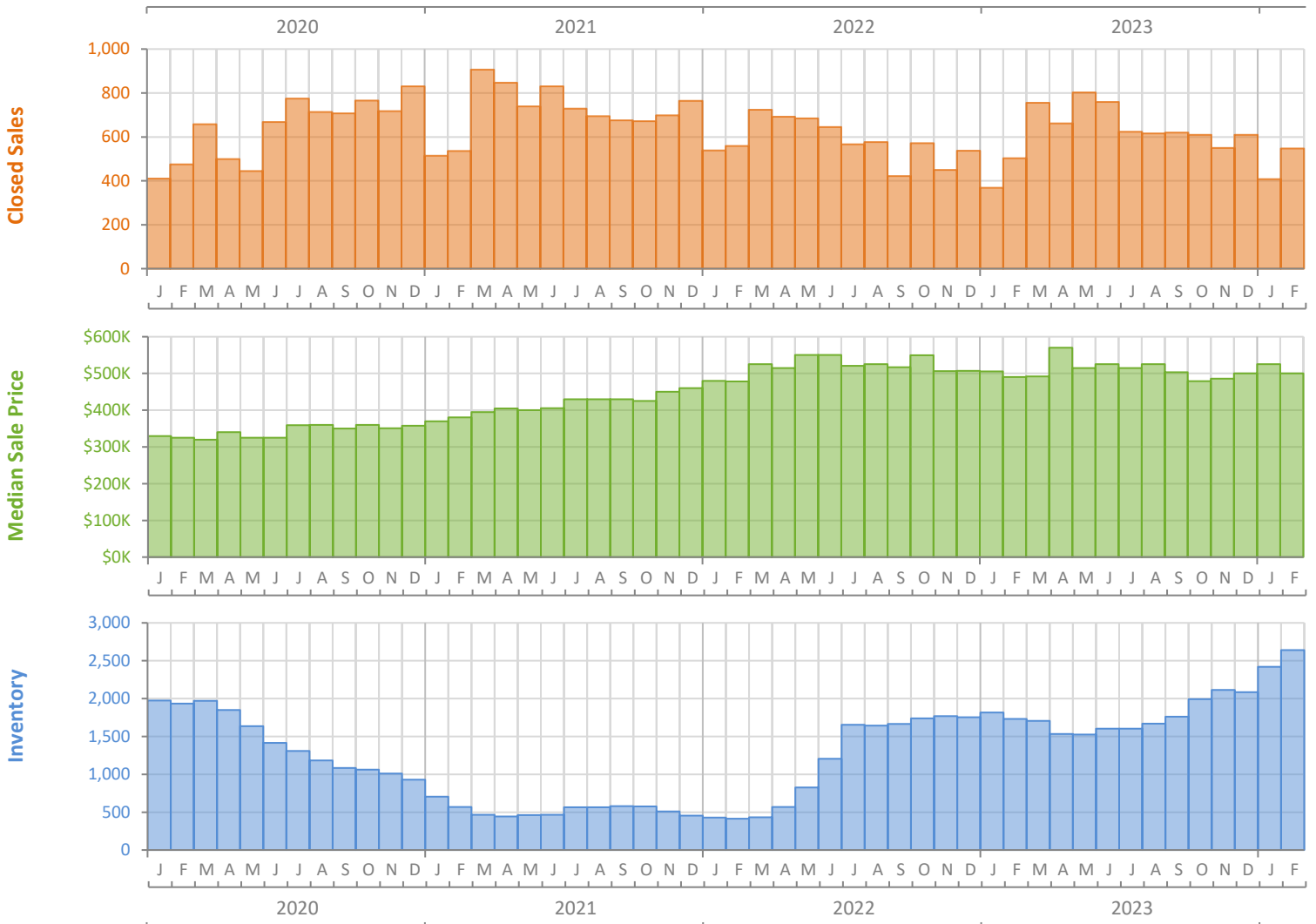
Monthly Market Summary - February 2024

Single-Family Homes

Manatee County



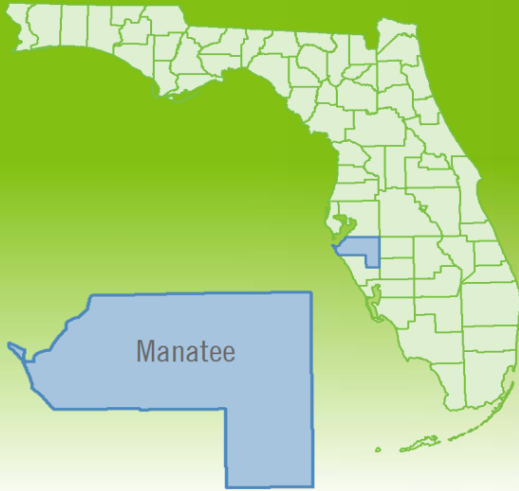
	February 2024	February 2023	Percent Change Year-over-Year
Closed Sales	547	503	8.7%
Paid in Cash	191	174	9.8%
Median Sale Price	\$499,990	\$490,000	2.0%
Average Sale Price	\$722,563	\$639,562	13.0%
Dollar Volume	\$395.2 Million	\$321.7 Million	22.9%
Med. Pct. of Orig. List Price Received	95.4%	95.6%	-0.2%
Median Time to Contract	57 Days	39 Days	46.2%
Median Time to Sale	102 Days	88 Days	15.9%
New Pending Sales	681	667	2.1%
New Listings	1,039	677	53.5%
Pending Inventory	998	1,211	-17.6%
Inventory (Active Listings)	2,641	1,732	52.5%
Months Supply of Inventory	4.2	3.1	35.5%



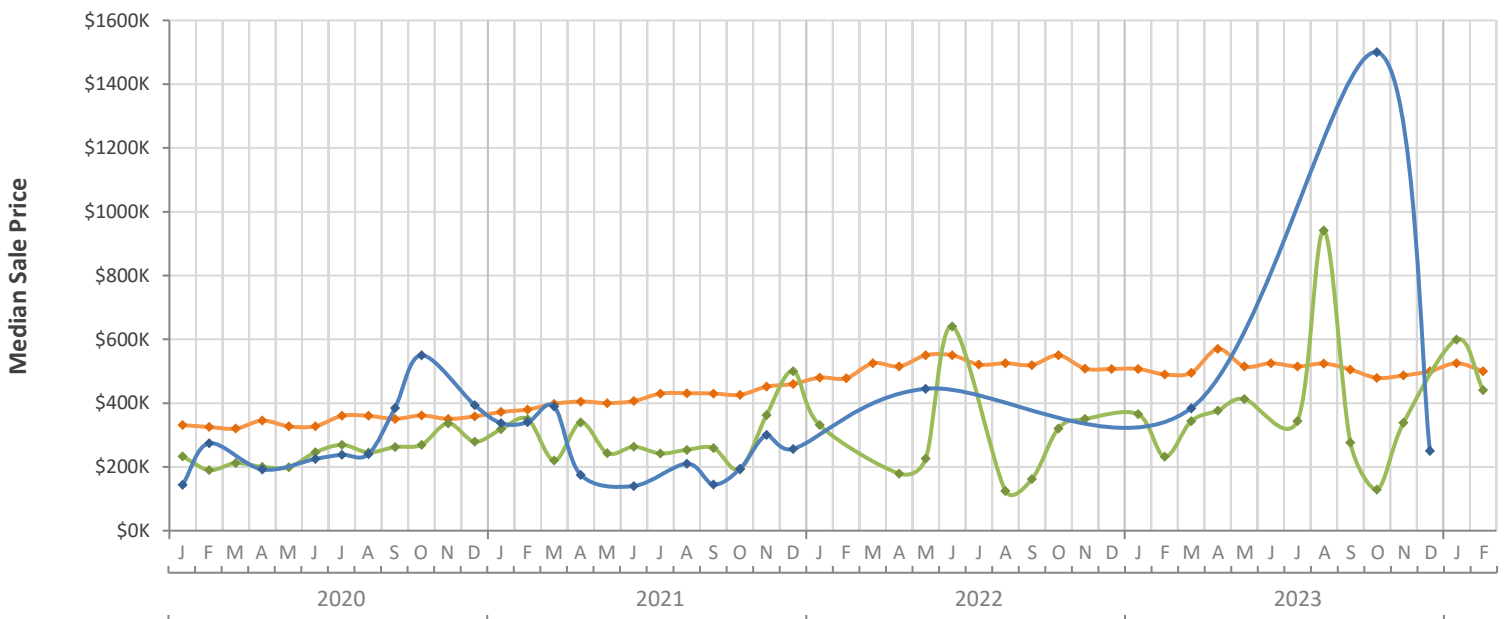
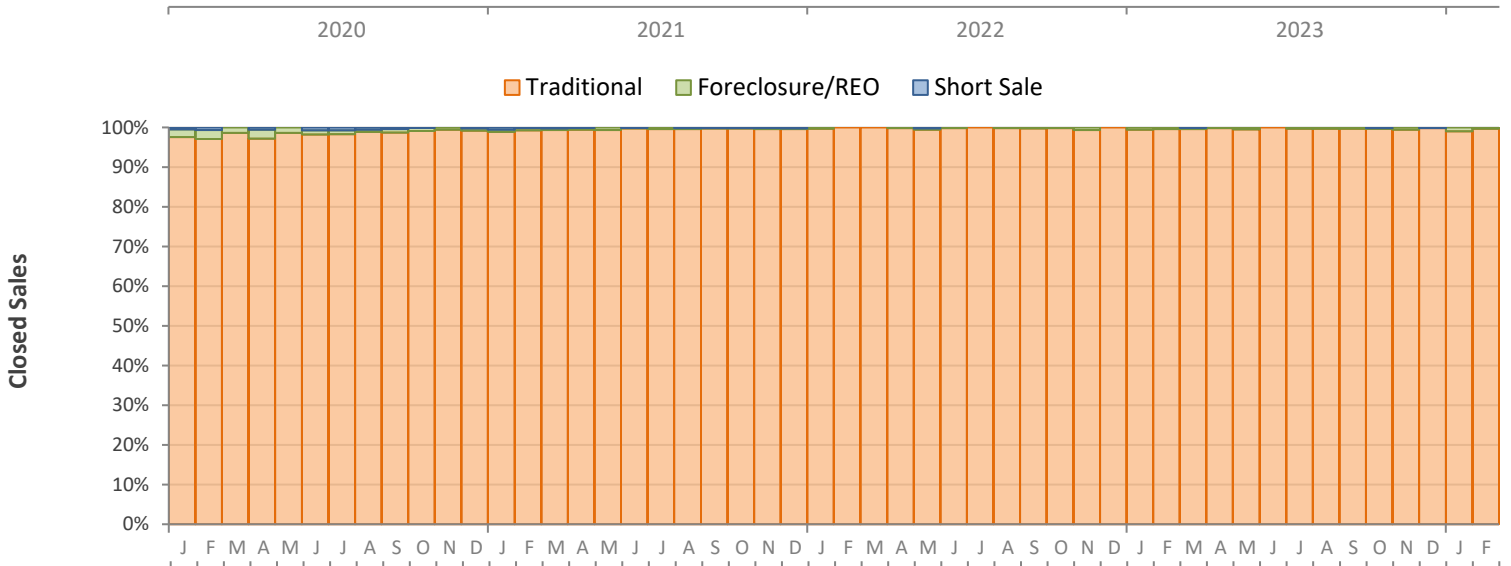
Monthly Distressed Market - February 2024

Single-Family Homes

Manatee County



		February 2024	February 2023	Percent Change Year-over-Year
Traditional	Closed Sales	545	501	8.8%
	Median Sale Price	\$499,990	\$490,000	2.0%
Foreclosure/REO	Closed Sales	2	2	0.0%
	Median Sale Price	\$441,000	\$231,950	90.1%
Short Sale	Closed Sales	0	0	N/A
	Median Sale Price	(No Sales)	(No Sales)	N/A



Produced by Florida REALTORS® with data provided by Florida's multiple listing services. Statistics for each month compiled from MLS feeds on the 15th day of the following month. Data released on Thursday, March 21, 2024. Next data release is Thursday, April 18, 2024.