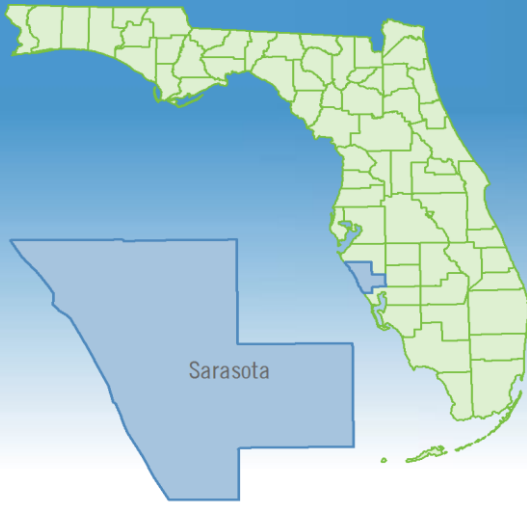


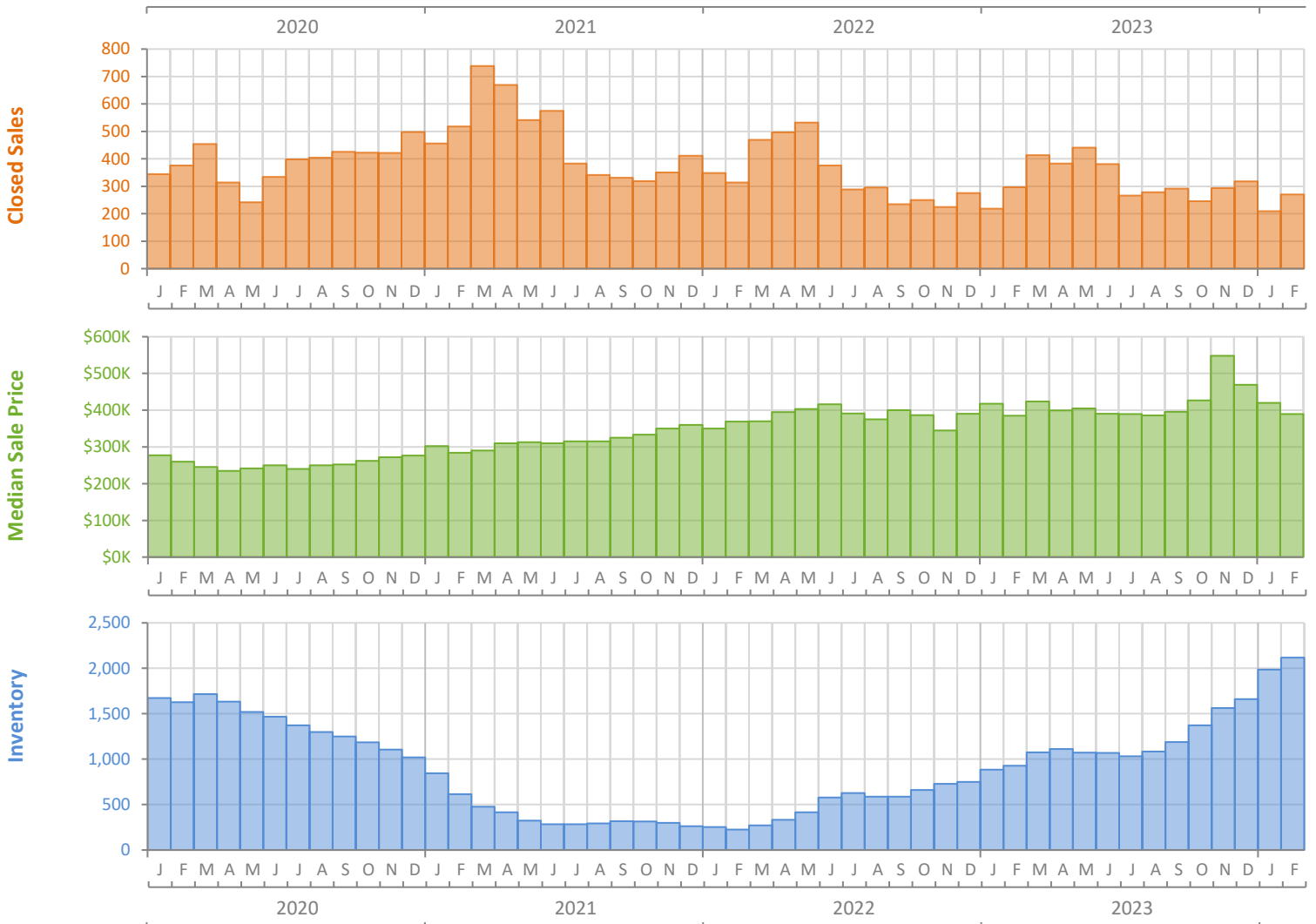
Monthly Market Summary - February 2024

Townhouses and Condos

Sarasota County



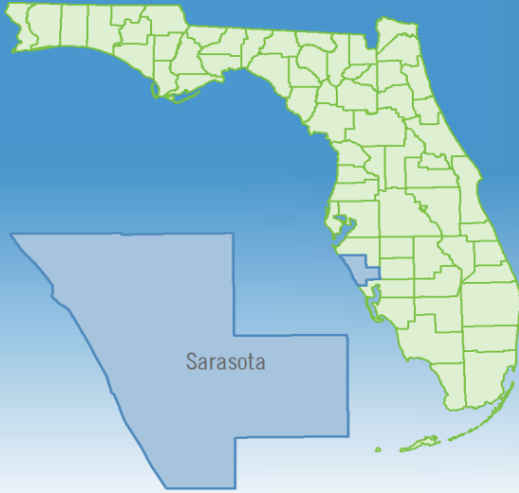
	February 2024	February 2023	Percent Change Year-over-Year
Closed Sales	270	297	-9.1%
Paid in Cash	199	212	-6.1%
Median Sale Price	\$389,750	\$385,000	1.2%
Average Sale Price	\$590,937	\$690,995	-14.5%
Dollar Volume	\$159.6 Million	\$205.2 Million	-22.3%
Med. Pct. of Orig. List Price Received	95.1%	96.3%	-1.2%
Median Time to Contract	42 Days	19 Days	121.1%
Median Time to Sale	82 Days	63 Days	30.2%
New Pending Sales	432	423	2.1%
New Listings	651	533	22.1%
Pending Inventory	736	741	-0.7%
Inventory (Active Listings)	2,119	929	128.1%
Months Supply of Inventory	6.7	2.8	139.3%



Monthly Distressed Market - February 2024

Townhouses and Condos

Sarasota County



		February 2024	February 2023	Percent Change Year-over-Year
Traditional	Closed Sales	270	297	-9.1%
	Median Sale Price	\$389,750	\$385,000	1.2%
Foreclosure/REO	Closed Sales	0	0	N/A
	Median Sale Price	(No Sales)	(No Sales)	N/A
Short Sale	Closed Sales	0	0	N/A
	Median Sale Price	(No Sales)	(No Sales)	N/A

