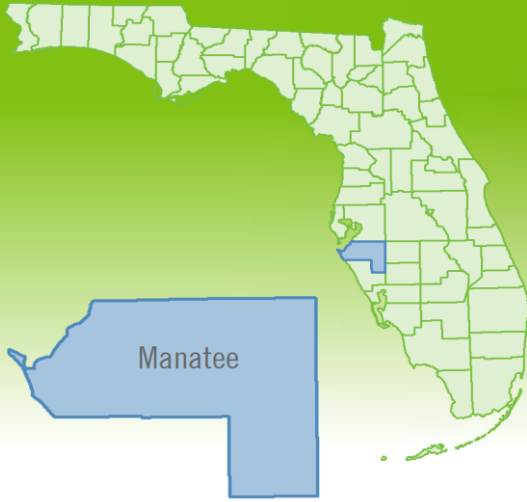


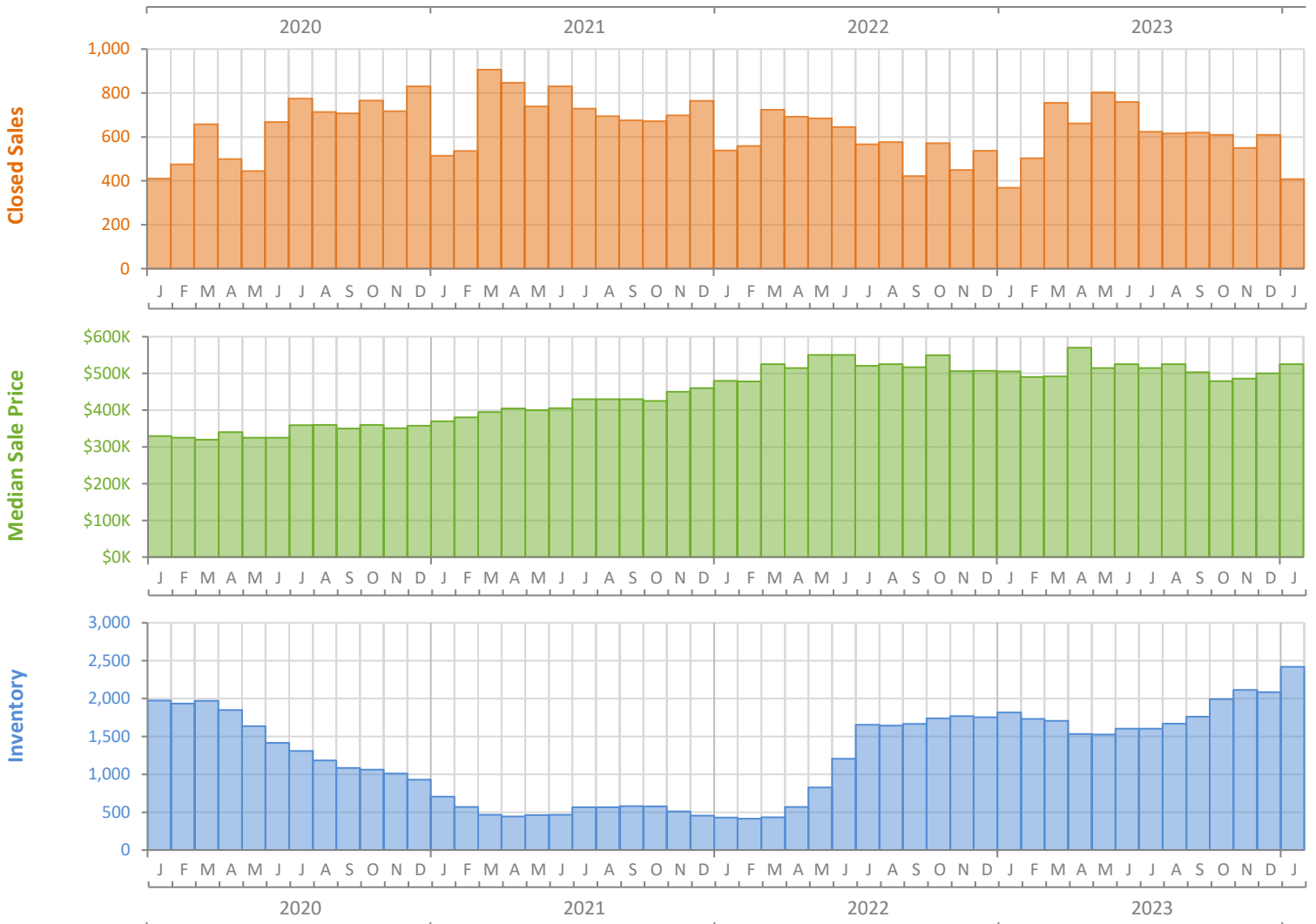
Monthly Market Summary - January 2024

Single-Family Homes

Manatee County



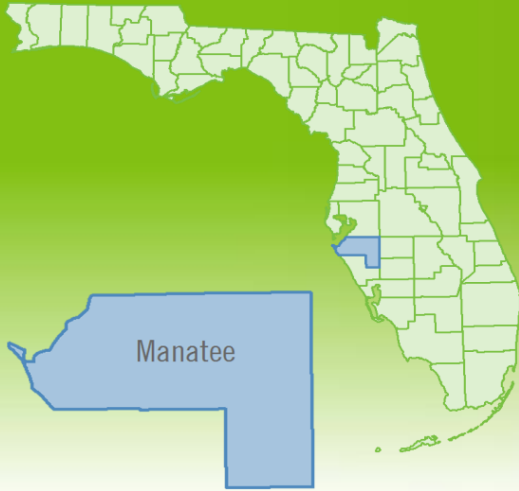
	January 2024	January 2023	Percent Change Year-over-Year
Closed Sales	408	368	10.9%
Paid in Cash	146	132	10.6%
Median Sale Price	\$525,000	\$505,710	3.8%
Average Sale Price	\$735,836	\$650,544	13.1%
Dollar Volume	\$300.2 Million	\$239.4 Million	25.4%
Med. Pct. of Orig. List Price Received	96.2%	95.4%	0.8%
Median Time to Contract	35 Days	32 Days	9.4%
Median Time to Sale	86 Days	81 Days	6.2%
New Pending Sales	605	630	-4.0%
New Listings	1,033	781	32.3%
Pending Inventory	836	1,023	-18.3%
Inventory (Active Listings)	2,420	1,816	33.3%
Months Supply of Inventory	3.9	3.2	21.9%



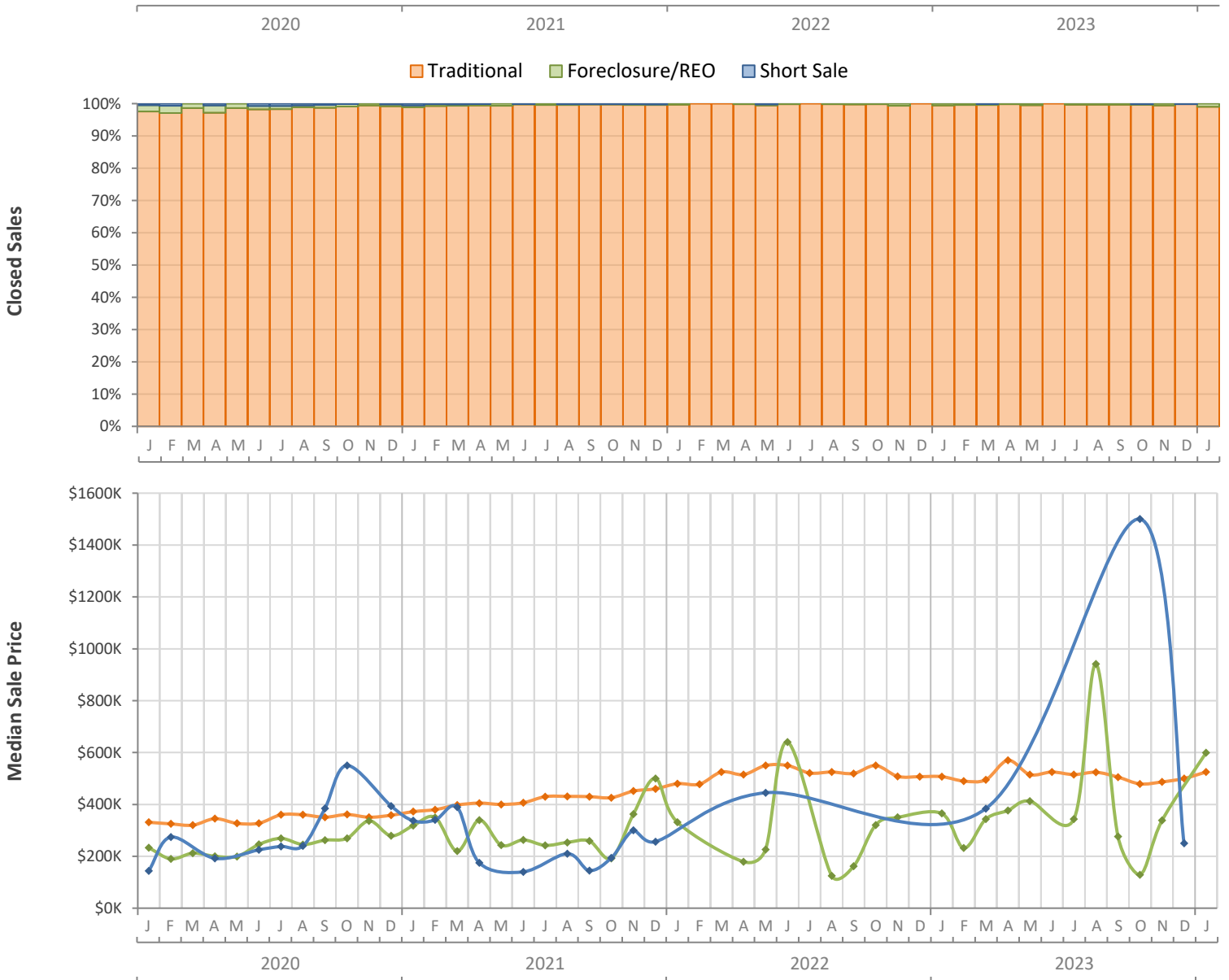
Monthly Distressed Market - January 2024

Single-Family Homes

Manatee County



		January 2024	January 2023	Percent Change Year-over-Year
Traditional	Closed Sales	404	366	10.4%
	Median Sale Price	\$525,000	\$507,205	3.5%
Foreclosure/REO	Closed Sales	4	2	100.0%
	Median Sale Price	\$599,288	\$365,000	64.2%
Short Sale	Closed Sales	0	0	N/A
	Median Sale Price	(No Sales)	(No Sales)	N/A



Produced by Florida REALTORS® with data provided by Florida's multiple listing services. Statistics for each month compiled from MLS feeds on the 15th day of the following month. Data released on Thursday, February 22, 2024. Next data release is Thursday, March 21, 2024.