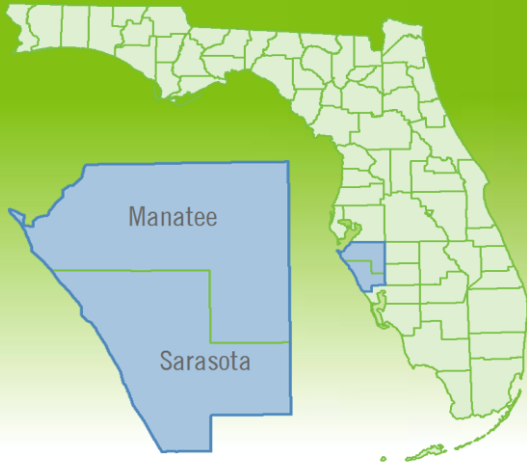


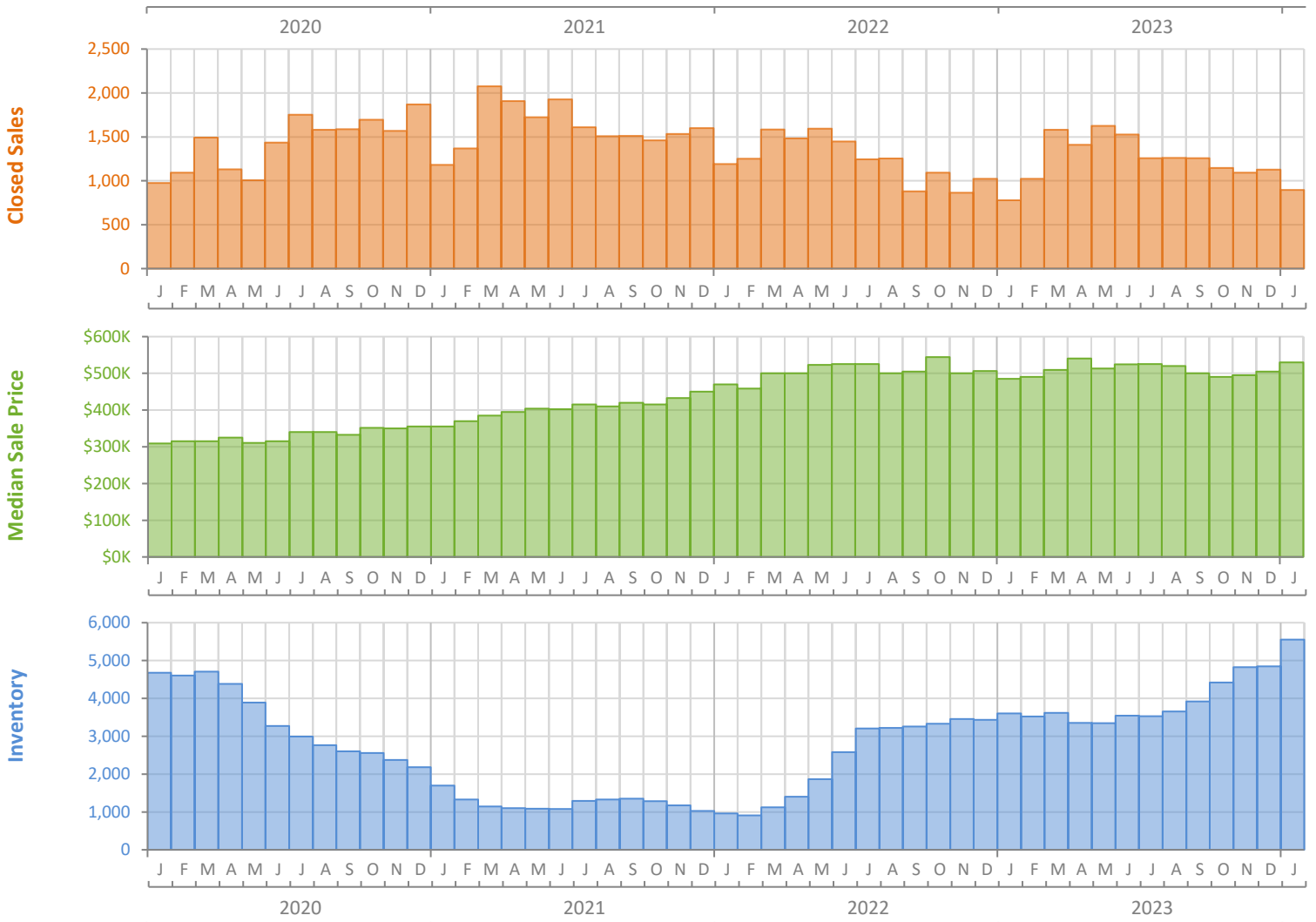
Monthly Market Summary - January 2024

Single-Family Homes

North Port-Sarasota-Bradenton MSA



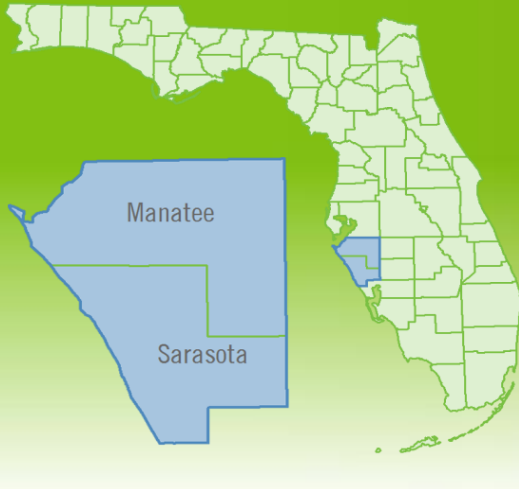
	January 2024	January 2023	Percent Change Year-over-Year
Closed Sales	895	779	14.9%
Paid in Cash	406	320	26.9%
Median Sale Price	\$530,000	\$485,000	9.3%
Average Sale Price	\$766,431	\$663,167	15.6%
Dollar Volume	\$686.0 Million	\$516.6 Million	32.8%
Med. Pct. of Orig. List Price Received	95.6%	95.2%	0.4%
Median Time to Contract	38 Days	30 Days	26.7%
Median Time to Sale	85 Days	78 Days	9.0%
New Pending Sales	1,260	1,296	-2.8%
New Listings	2,229	1,639	36.0%
Pending Inventory	1,651	2,080	-20.6%
Inventory (Active Listings)	5,555	3,603	54.2%
Months Supply of Inventory	4.4	3.0	46.7%



Monthly Distressed Market - January 2024

Single-Family Homes

North Port-Sarasota-Bradenton MSA



		January 2024	January 2023	Percent Change Year-over-Year
Traditional	Closed Sales	890	777	14.5%
	Median Sale Price	\$530,000	\$485,000	9.3%
Foreclosure/REO	Closed Sales	5	2	150.0%
	Median Sale Price	\$438,000	\$365,000	20.0%
Short Sale	Closed Sales	0	0	N/A
	Median Sale Price	(No Sales)	(No Sales)	N/A

