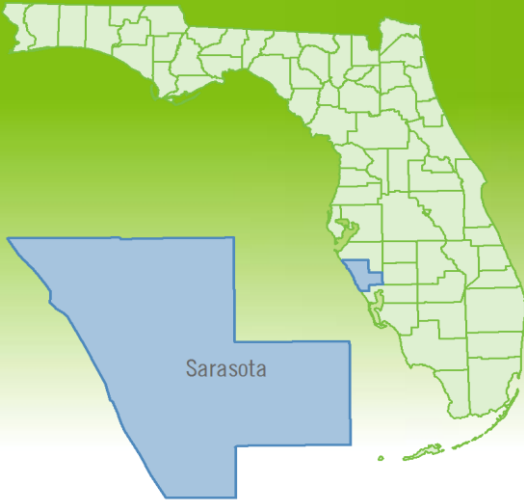


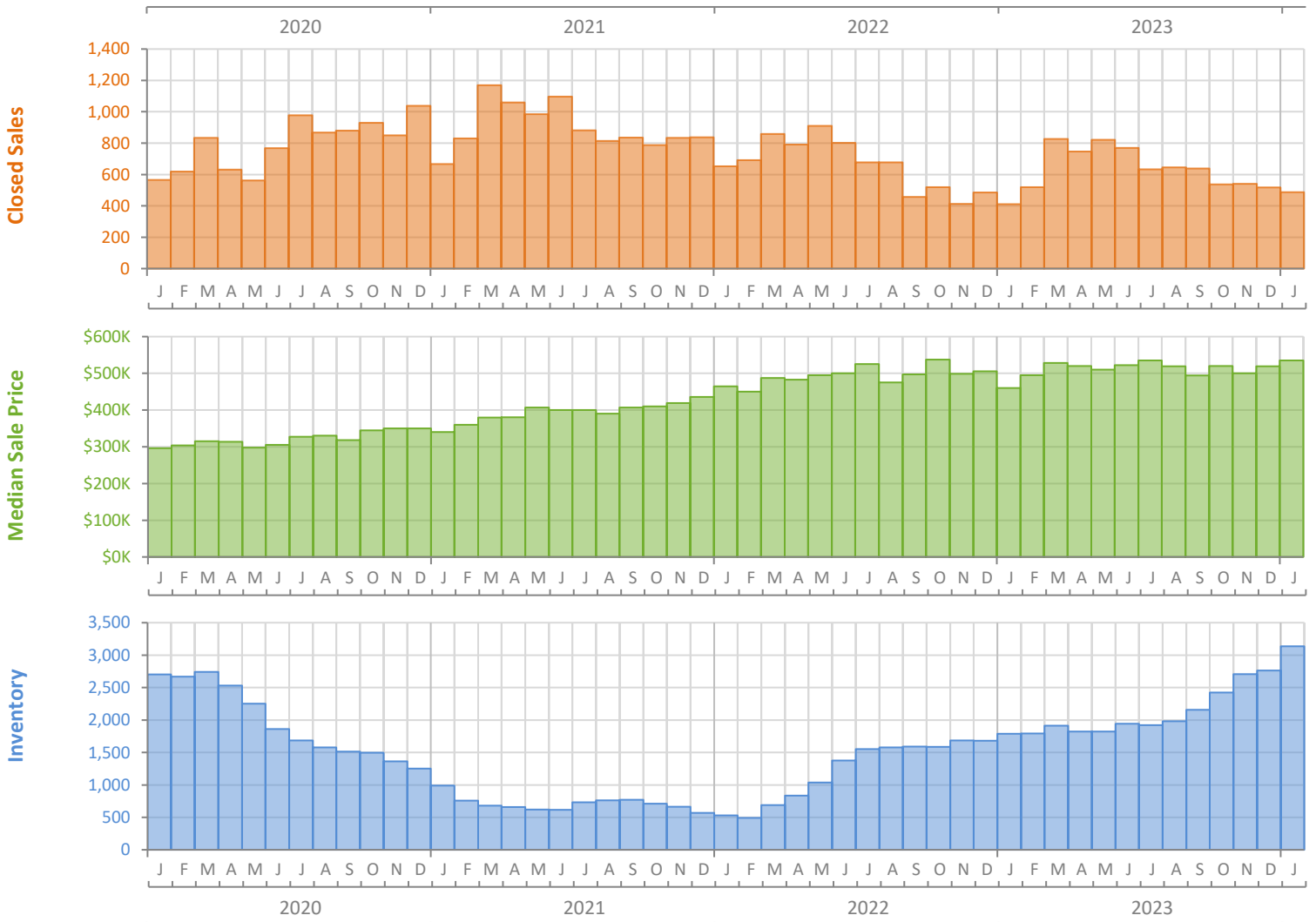
Monthly Market Summary - January 2024

Single-Family Homes

Sarasota County



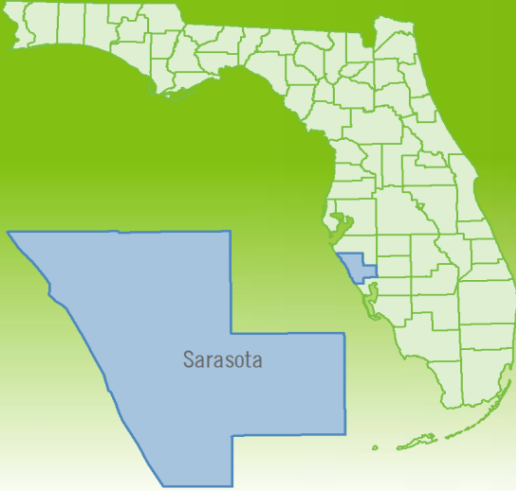
	January 2024	January 2023	Percent Change Year-over-Year
Closed Sales	487	411	18.5%
Paid in Cash	260	188	38.3%
Median Sale Price	\$535,000	\$459,999	16.3%
Average Sale Price	\$792,062	\$674,468	17.4%
Dollar Volume	\$385.7 Million	\$277.2 Million	39.2%
Med. Pct. of Orig. List Price Received	95.2%	95.2%	0.0%
Median Time to Contract	40 Days	29 Days	37.9%
Median Time to Sale	83 Days	74 Days	12.2%
New Pending Sales	655	666	-1.7%
New Listings	1,196	858	39.4%
Pending Inventory	815	1,057	-22.9%
Inventory (Active Listings)	3,135	1,787	75.4%
Months Supply of Inventory	4.9	2.8	75.0%



Monthly Distressed Market - January 2024

Single-Family Homes

Sarasota County



		January 2024	January 2023	Percent Change Year-over-Year
Traditional	Closed Sales	486	411	18.2%
	Median Sale Price	\$537,250	\$459,999	16.8%
Foreclosure/REO	Closed Sales	1	0	N/A
	Median Sale Price	\$438,000	(No Sales)	N/A
Short Sale	Closed Sales	0	0	N/A
	Median Sale Price	(No Sales)	(No Sales)	N/A

