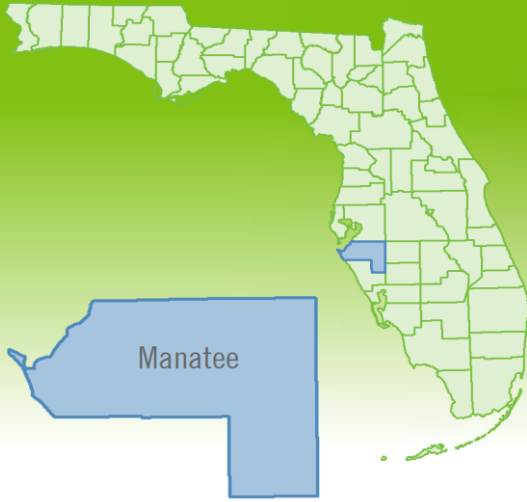


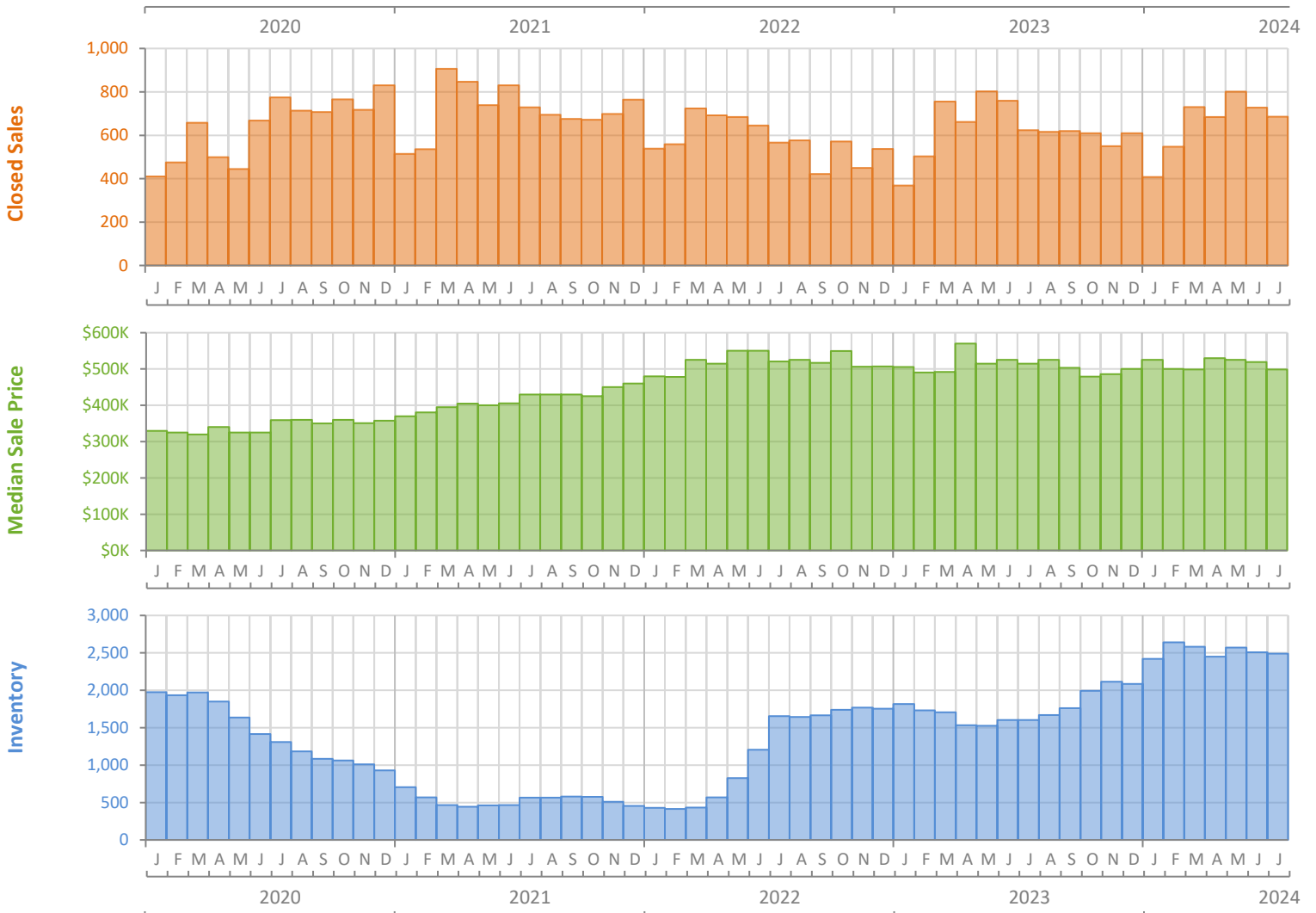
Monthly Market Summary - July 2024

Single-Family Homes

Manatee County



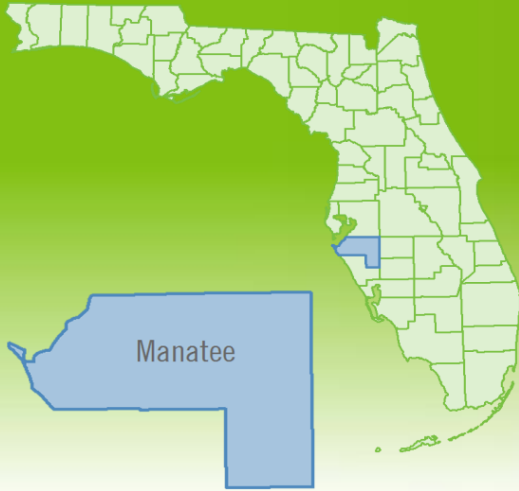
	July 2024	July 2023	Percent Change Year-over-Year
Closed Sales	686	624	9.9%
Paid in Cash	217	190	14.2%
Median Sale Price	\$499,000	\$515,000	-3.1%
Average Sale Price	\$661,104	\$641,991	3.0%
Dollar Volume	\$453.5 Million	\$400.6 Million	13.2%
Med. Pct. of Orig. List Price Received	95.8%	97.1%	-1.3%
Median Time to Contract	52 Days	29 Days	79.3%
Median Time to Sale	100 Days	84 Days	19.0%
New Pending Sales	608	582	4.5%
New Listings	771	701	10.0%
Pending Inventory	877	1,067	-17.8%
Inventory (Active Listings)	2,488	1,603	55.2%
Months Supply of Inventory	3.9	2.7	44.4%



Monthly Distressed Market - July 2024

Single-Family Homes

Manatee County



		July 2024	July 2023	Percent Change Year-over-Year
Traditional	Closed Sales	682	622	9.6%
	Median Sale Price	\$499,900	\$515,000	-2.9%
Foreclosure/REO	Closed Sales	1	2	-50.0%
	Median Sale Price	\$315,000	\$343,563	-8.3%
Short Sale	Closed Sales	3	0	N/A
	Median Sale Price	\$409,900	(No Sales)	N/A

