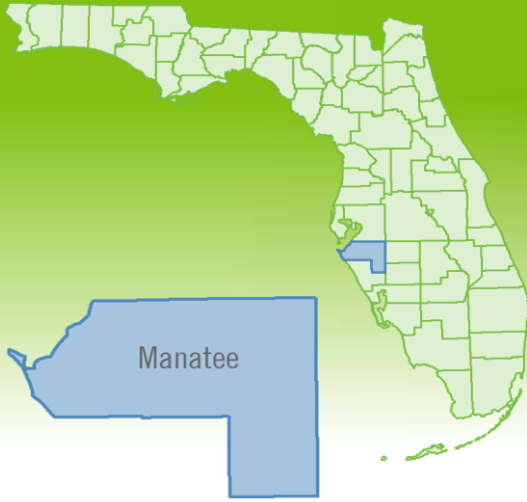


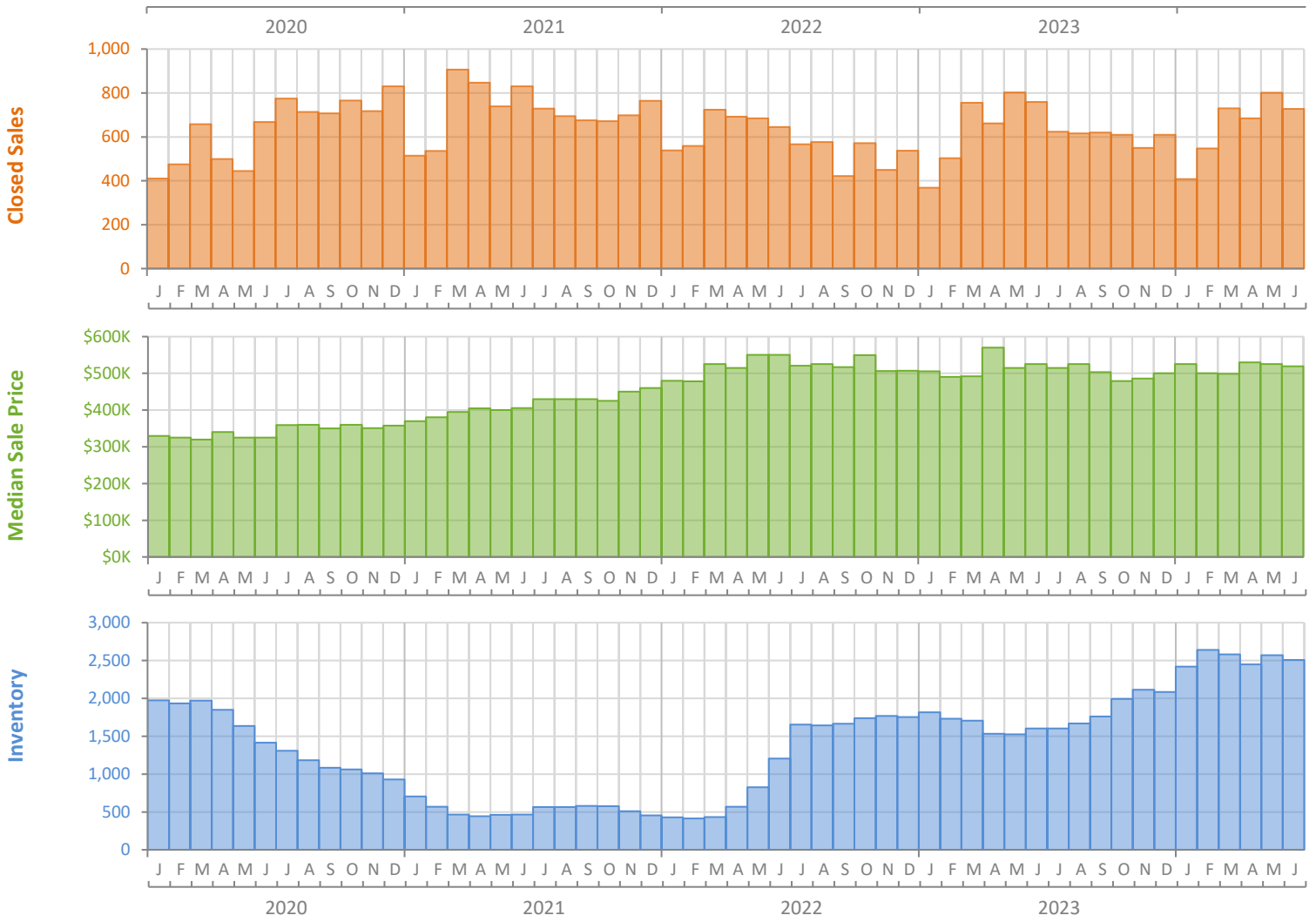
# Monthly Market Summary - June 2024

## Single-Family Homes

### Manatee County



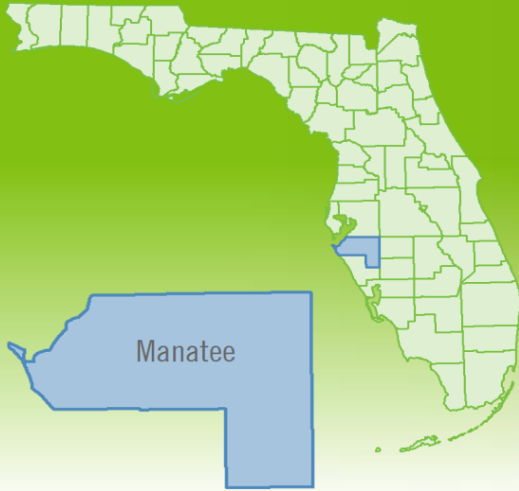
	June 2024	June 2023	Percent Change Year-over-Year
Closed Sales	728	759	-4.1%
Paid in Cash	249	232	7.3%
Median Sale Price	\$518,950	\$525,000	-1.2%
Average Sale Price	\$736,322	\$678,994	8.4%
Dollar Volume	\$536.0 Million	\$515.4 Million	4.0%
Med. Pct. of Orig. List Price Received	95.5%	96.0%	-0.5%
Median Time to Contract	57 Days	37 Days	54.1%
Median Time to Sale	115 Days	87 Days	32.2%
New Pending Sales	653	575	13.6%
New Listings	770	775	-0.6%
Pending Inventory	950	1,107	-14.2%
Inventory (Active Listings)	2,508	1,602	56.6%
Months Supply of Inventory	4.0	2.8	42.9%



# Monthly Distressed Market - June 2024

## Single-Family Homes

### Manatee County



		June 2024	June 2023	Percent Change Year-over-Year
Traditional	Closed Sales	726	759	-4.3%
	Median Sale Price	\$518,950	\$525,000	-1.2%
Foreclosure/REO	Closed Sales	2	0	N/A
	Median Sale Price	\$774,000	(No Sales)	N/A
Short Sale	Closed Sales	0	0	N/A
	Median Sale Price	(No Sales)	(No Sales)	N/A

