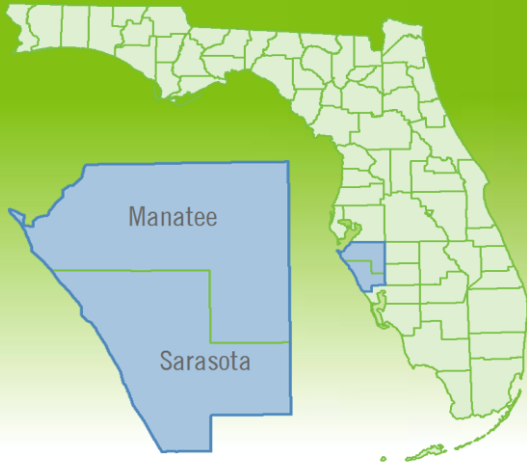


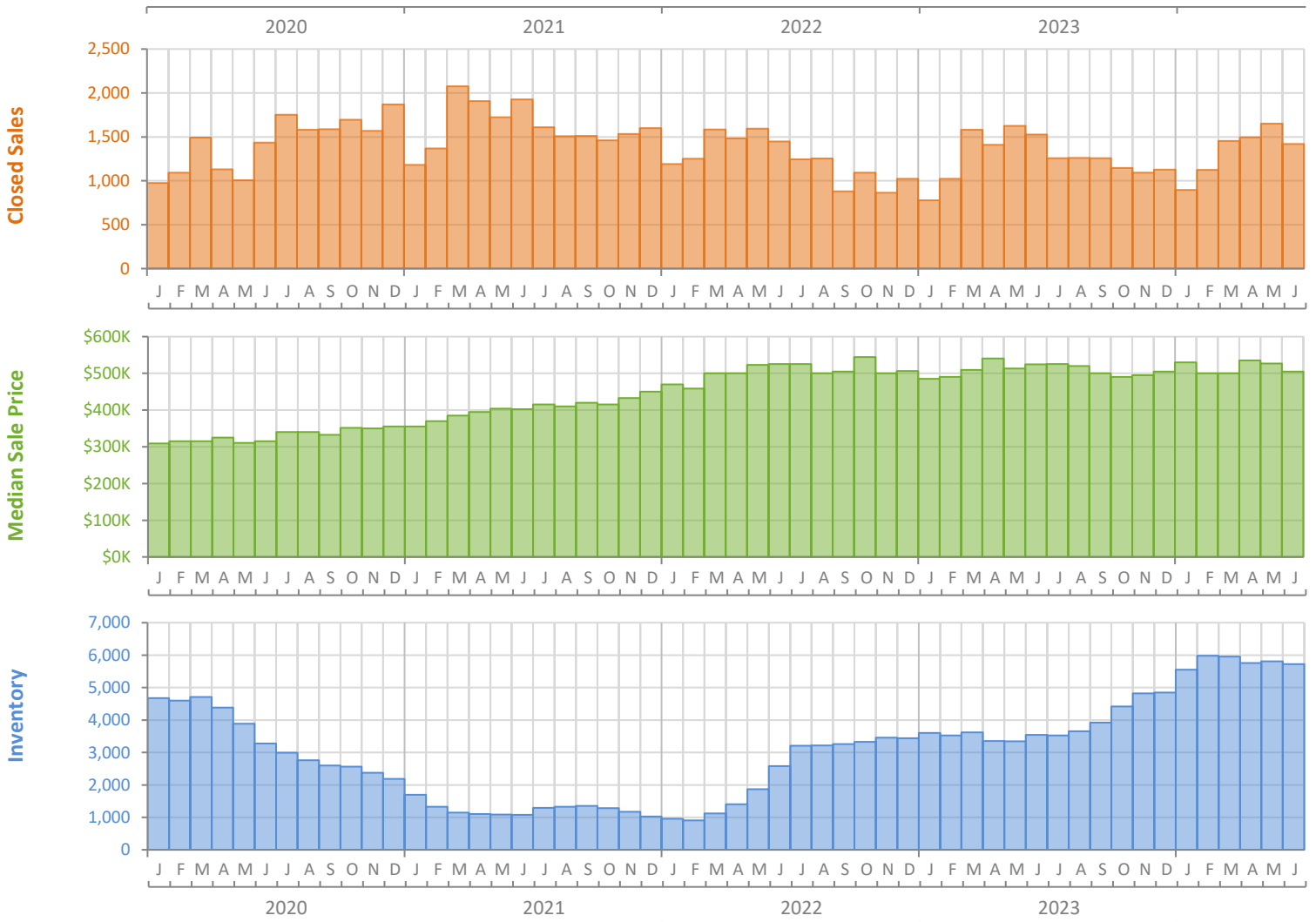
Monthly Market Summary - June 2024

Single-Family Homes

North Port-Sarasota-Bradenton MSA



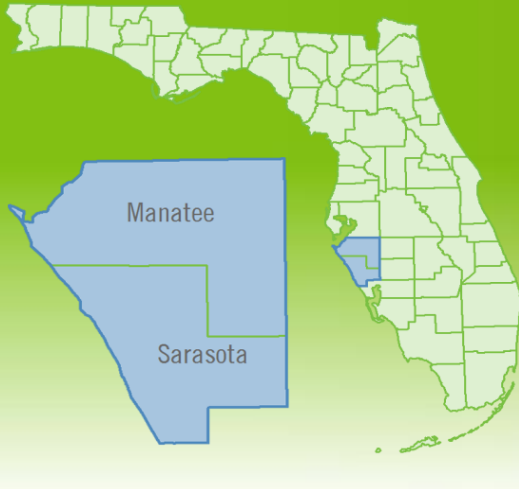
	June 2024	June 2023	Percent Change Year-over-Year
Closed Sales	1,420	1,528	-7.1%
Paid in Cash	549	543	1.1%
Median Sale Price	\$504,900	\$524,450	-3.7%
Average Sale Price	\$713,424	\$709,001	0.6%
Dollar Volume	\$1.0 Billion	\$1.1 Billion	-6.5%
Med. Pct. of Orig. List Price Received	94.4%	96.0%	-1.7%
Median Time to Contract	53 Days	28 Days	89.3%
Median Time to Sale	104 Days	76 Days	36.8%
New Pending Sales	1,243	1,167	6.5%
New Listings	1,598	1,611	-0.8%
Pending Inventory	1,788	2,116	-15.5%
Inventory (Active Listings)	5,719	3,545	61.3%
Months Supply of Inventory	4.5	3.0	50.0%



Monthly Distressed Market - June 2024

Single-Family Homes

North Port-Sarasota-Bradenton MSA



		June 2024	June 2023	Percent Change Year-over-Year
Traditional	Closed Sales	1,416	1,526	-7.2%
	Median Sale Price	\$505,000	\$524,450	-3.7%
Foreclosure/REO	Closed Sales	4	1	300.0%
	Median Sale Price	\$379,000	\$663,000	-42.8%
Short Sale	Closed Sales	0	1	-100.0%
	Median Sale Price	(No Sales)	\$215,000	N/A

