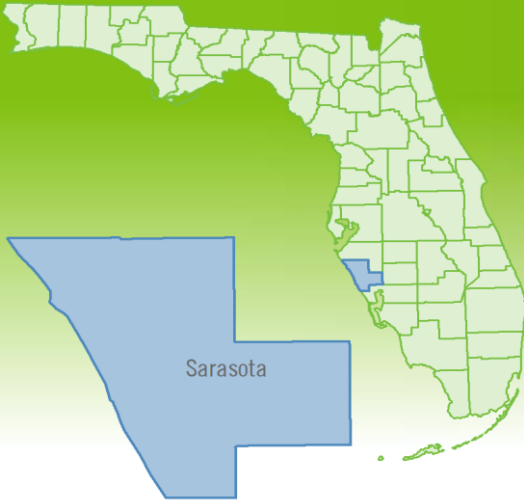


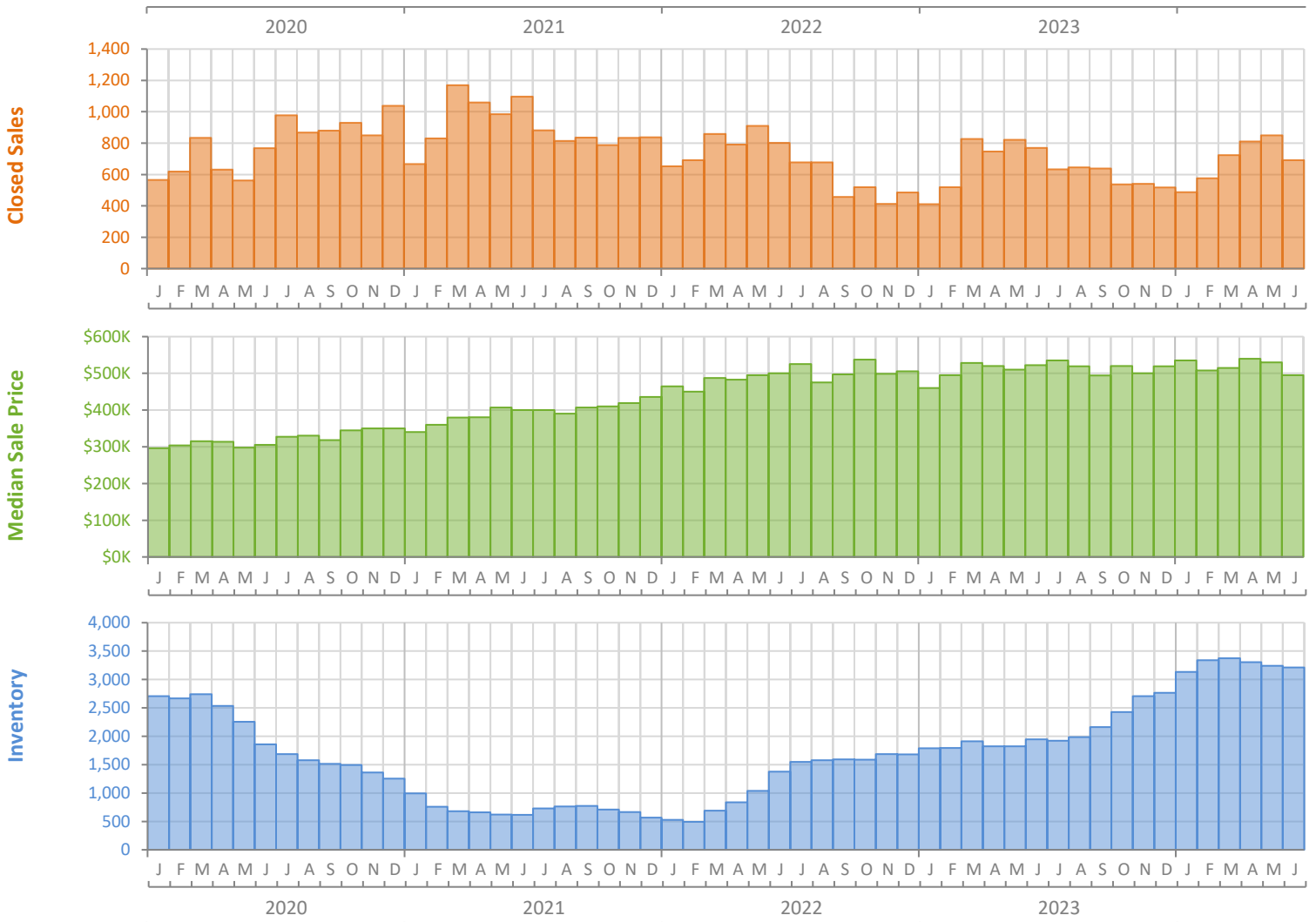
# Monthly Market Summary - June 2024

## Single-Family Homes

### Sarasota County



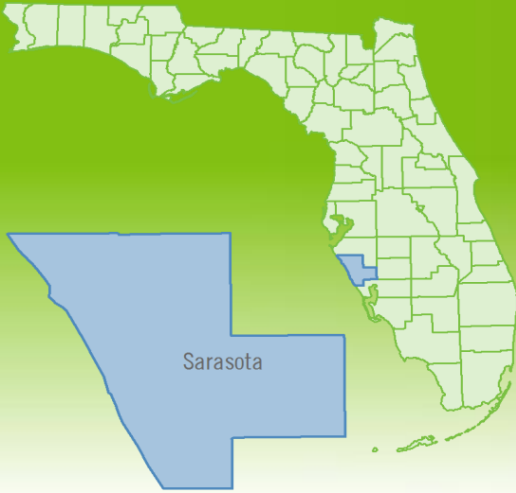
	June 2024	June 2023	Percent Change Year-over-Year
Closed Sales	692	769	-10.0%
Paid in Cash	300	311	-3.5%
Median Sale Price	\$495,000	\$522,500	-5.3%
Average Sale Price	\$689,301	\$738,617	-6.7%
Dollar Volume	\$477.0 Million	\$568.0 Million	-16.0%
Med. Pct. of Orig. List Price Received	93.6%	96.0%	-2.5%
Median Time to Contract	50 Days	23 Days	117.4%
Median Time to Sale	93 Days	70 Days	32.9%
New Pending Sales	590	592	-0.3%
New Listings	828	836	-1.0%
Pending Inventory	838	1,009	-16.9%
Inventory (Active Listings)	3,211	1,943	65.3%
Months Supply of Inventory	5.0	3.2	56.3%



# Monthly Distressed Market - June 2024

## Single-Family Homes

### Sarasota County



		June 2024	June 2023	Percent Change Year-over-Year
Traditional	Closed Sales	690	767	-10.0%
	Median Sale Price	\$495,000	\$522,500	-5.3%
Foreclosure/REO	Closed Sales	2	1	100.0%
	Median Sale Price	\$240,000	\$663,000	-63.8%
Short Sale	Closed Sales	0	1	-100.0%
	Median Sale Price	(No Sales)	\$215,000	N/A

