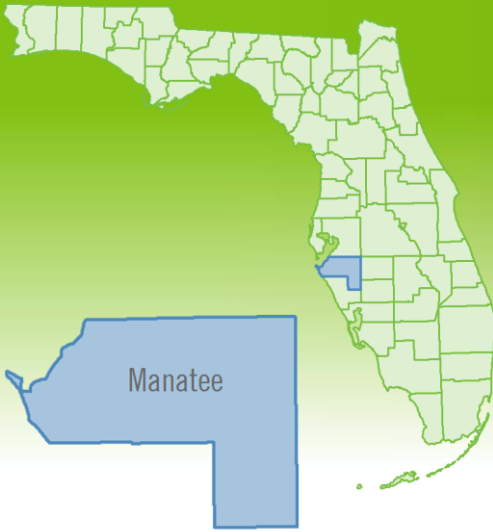


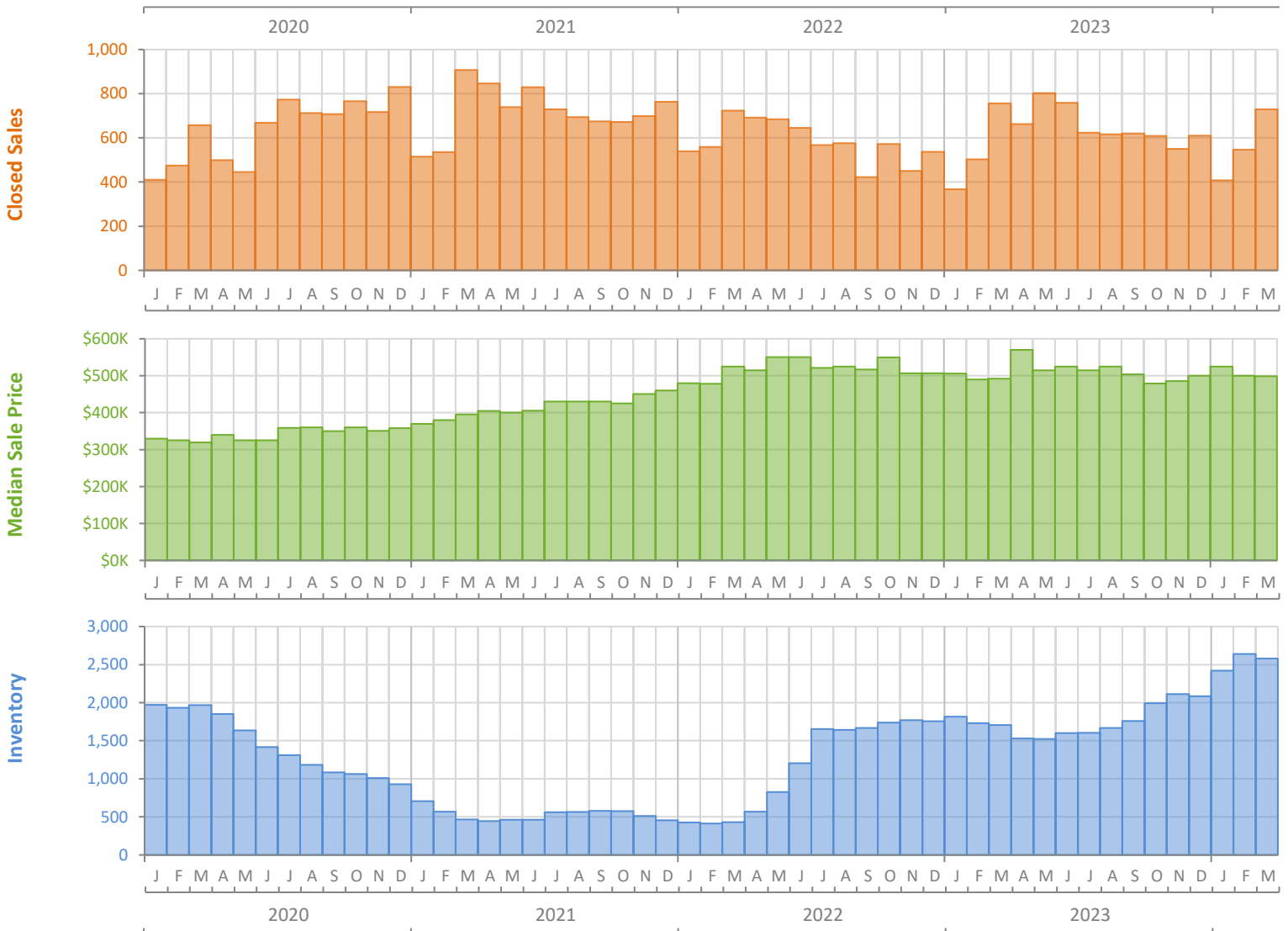
Monthly Market Summary - March 2024

Single-Family Homes

Manatee County



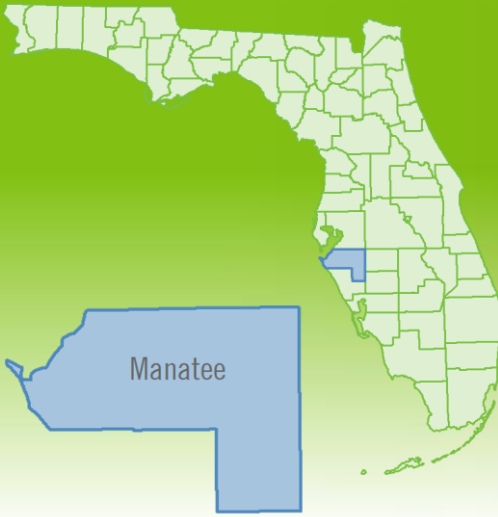
	March 2024	March 2023	Percent Change Year-over-Year
Closed Sales	730	756	-3.4%
Paid in Cash	244	240	1.7%
Median Sale Price	\$498,805	\$491,988	1.4%
Average Sale Price	\$653,281	\$638,055	2.4%
Dollar Volume	\$476.9 Million	\$482.4 Million	-1.1%
Med. Pct. of Orig. List Price Received	96.5%	94.5%	2.1%
Median Time to Contract	51 Days	46 Days	10.9%
Median Time to Sale	98 Days	102 Days	-3.9%
New Pending Sales	778	761	2.2%
New Listings	848	843	0.6%
Pending Inventory	1,023	1,233	-17.0%
Inventory (Active Listings)	2,581	1,706	51.3%
Months Supply of Inventory	4.1	3.0	36.7%



Monthly Distressed Market - March 2024

Single-Family Homes

Manatee County



		March 2024	March 2023	Percent Change Year-over-Year
Traditional	Closed Sales	729	753	-3.2%
	Median Sale Price	\$498,610	\$495,000	0.7%
Foreclosure/REO	Closed Sales	1	2	-50.0%
	Median Sale Price	\$1,152,000	\$343,401	235.5%
Short Sale	Closed Sales	0	1	-100.0%
	Median Sale Price	(No Sales)	\$383,935	N/A

