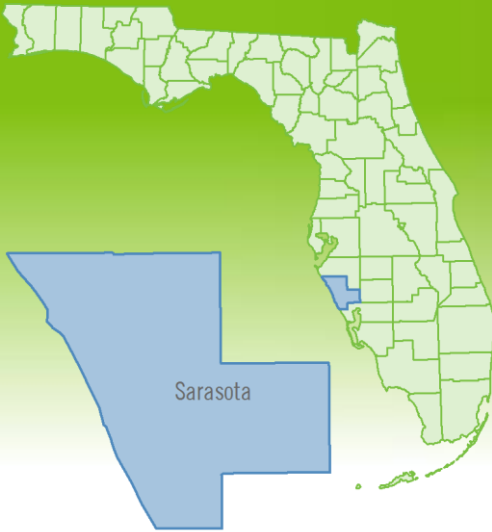


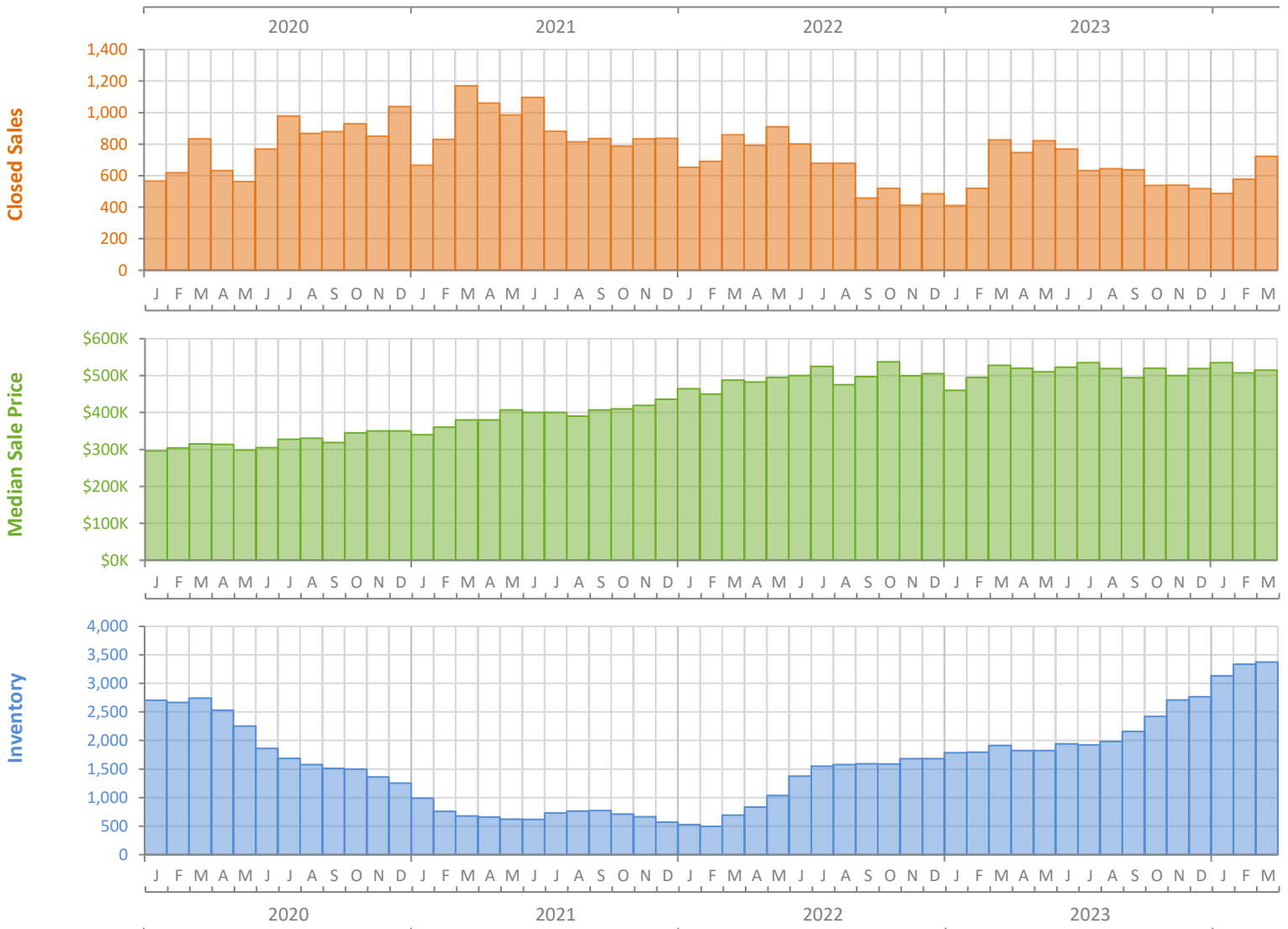
Monthly Market Summary - March 2024

Single-Family Homes

Sarasota County



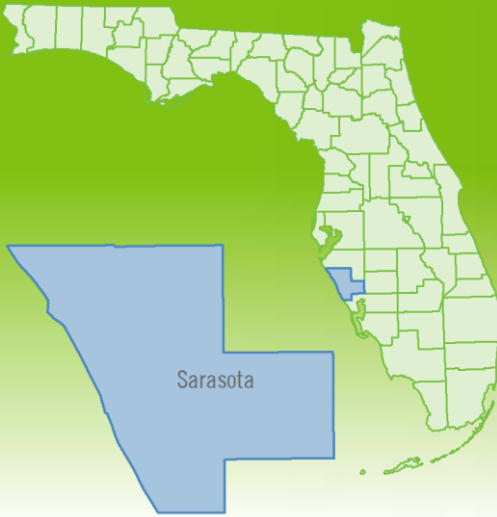
	March 2024	March 2023	Percent Change Year-over-Year
Closed Sales	723	826	-12.5%
Paid in Cash	322	376	-14.4%
Median Sale Price	\$515,000	\$528,013	-2.5%
Average Sale Price	\$798,731	\$725,807	10.0%
Dollar Volume	\$577.5 Million	\$599.5 Million	-3.7%
Med. Pct. of Orig. List Price Received	95.2%	96.2%	-1.0%
Median Time to Contract	40 Days	25 Days	60.0%
Median Time to Sale	78 Days	69 Days	13.0%
New Pending Sales	816	803	1.6%
New Listings	1,055	1,044	1.1%
Pending Inventory	1,094	1,294	-15.5%
Inventory (Active Listings)	3,374	1,911	76.6%
Months Supply of Inventory	5.3	3.1	71.0%



Monthly Distressed Market - March 2024

Single-Family Homes

Sarasota County



		March 2024	March 2023	Percent Change Year-over-Year
Traditional	Closed Sales	721	821	-12.2%
	Median Sale Price	\$515,000	\$528,525	-2.6%
Foreclosure/REO	Closed Sales	2	4	-50.0%
	Median Sale Price	\$430,350	\$497,437	-13.5%
Short Sale	Closed Sales	0	1	-100.0%
	Median Sale Price	(No Sales)	\$290,000	N/A

