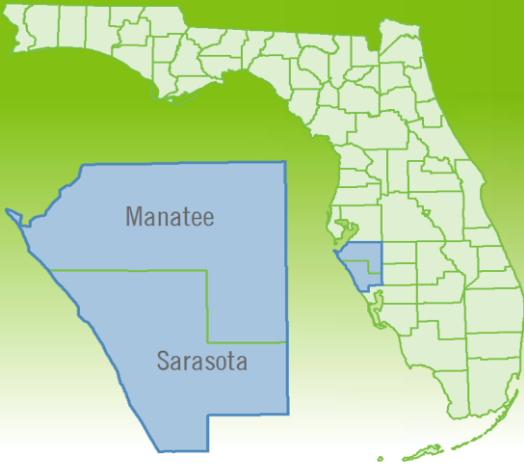


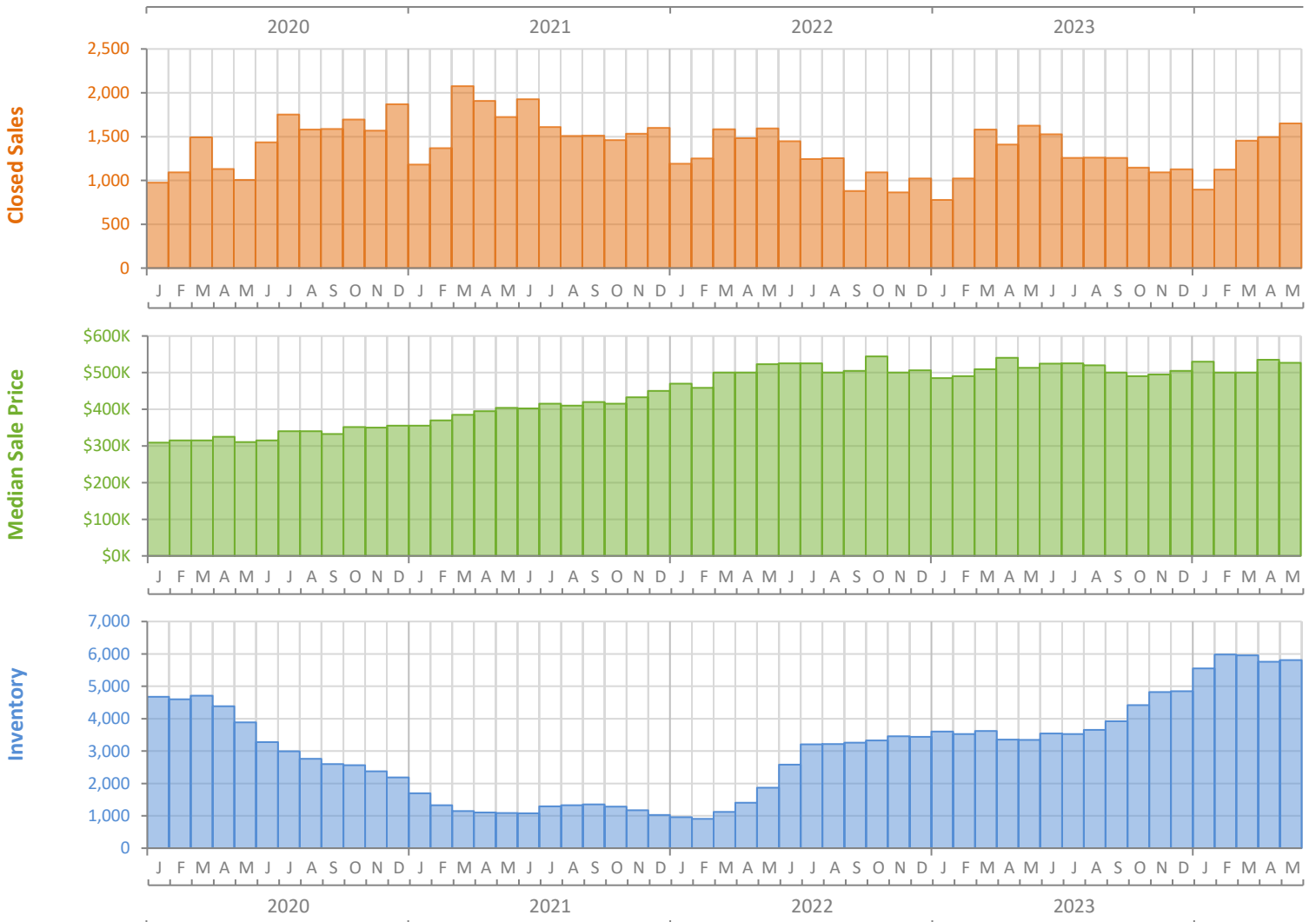
Monthly Market Summary - May 2024

Single-Family Homes

North Port-Sarasota-Bradenton MSA



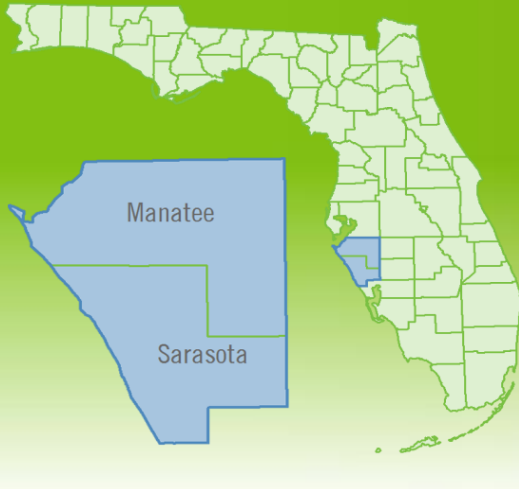
	May 2024	May 2023	Percent Change Year-over-Year
Closed Sales	1,651	1,625	1.6%
Paid in Cash	606	623	-2.7%
Median Sale Price	\$527,000	\$513,000	2.7%
Average Sale Price	\$726,857	\$692,757	4.9%
Dollar Volume	\$1.2 Billion	\$1.1 Billion	6.6%
Med. Pct. of Orig. List Price Received	95.0%	95.9%	-0.9%
Median Time to Contract	44 Days	28 Days	57.1%
Median Time to Sale	89 Days	74 Days	20.3%
New Pending Sales	1,363	1,358	0.4%
New Listings	1,886	1,587	18.8%
Pending Inventory	1,955	2,457	-20.4%
Inventory (Active Listings)	5,809	3,348	73.5%
Months Supply of Inventory	4.6	2.8	64.3%



Monthly Distressed Market - May 2024

Single-Family Homes

North Port-Sarasota-Bradenton MSA



		May 2024	May 2023	Percent Change Year-over-Year
Traditional	Closed Sales	1,646	1,616	1.9%
	Median Sale Price	\$529,000	\$515,000	2.7%
Foreclosure/REO	Closed Sales	4	7	-42.9%
	Median Sale Price	\$327,450	\$390,000	-16.0%
Short Sale	Closed Sales	1	2	-50.0%
	Median Sale Price	\$240,000	\$221,700	8.3%

