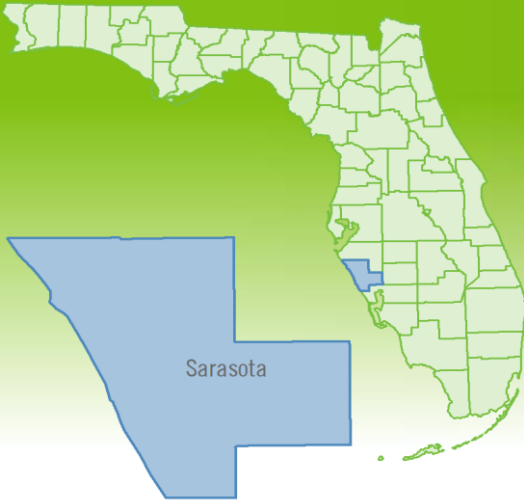


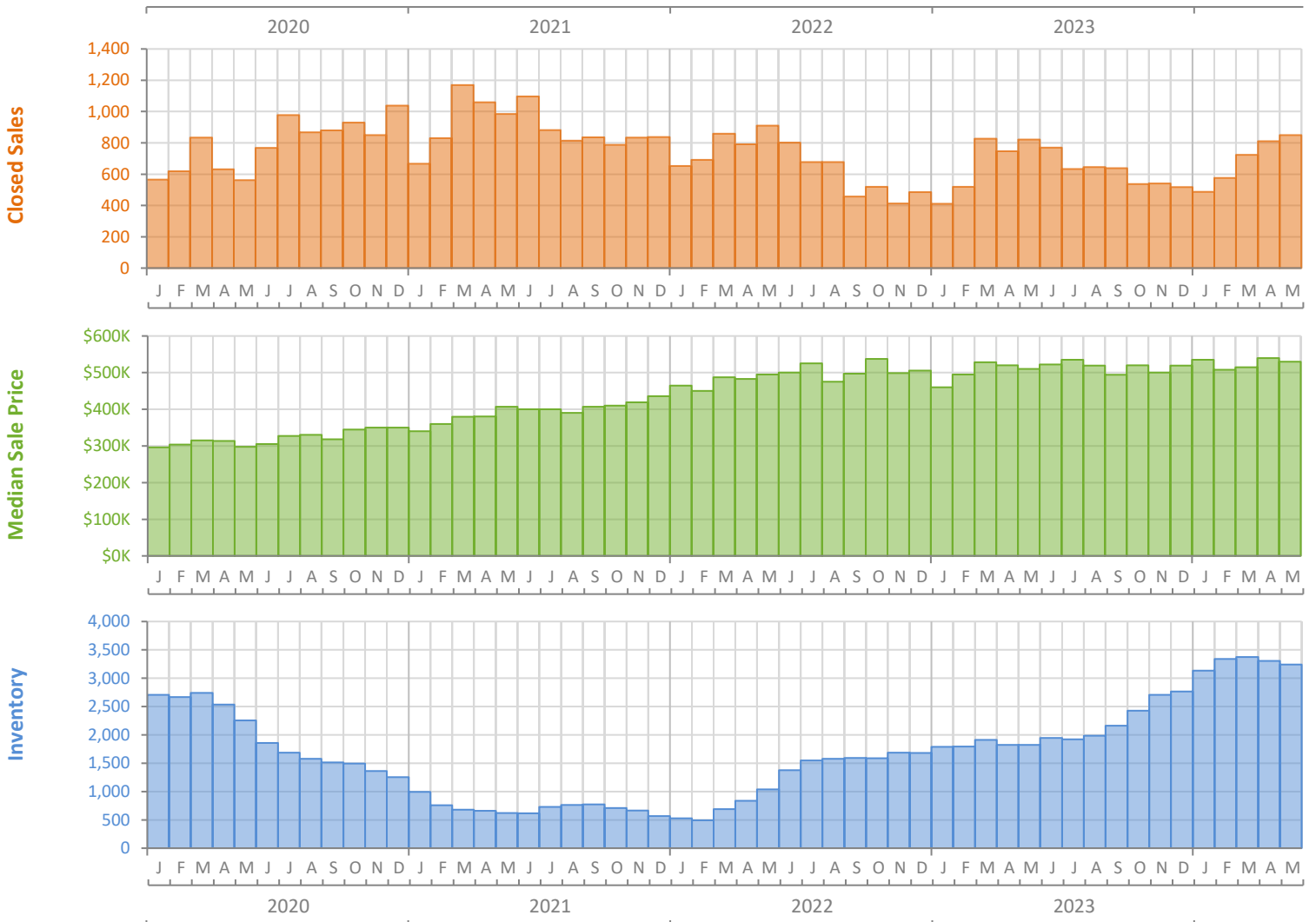
Monthly Market Summary - May 2024

Single-Family Homes

Sarasota County



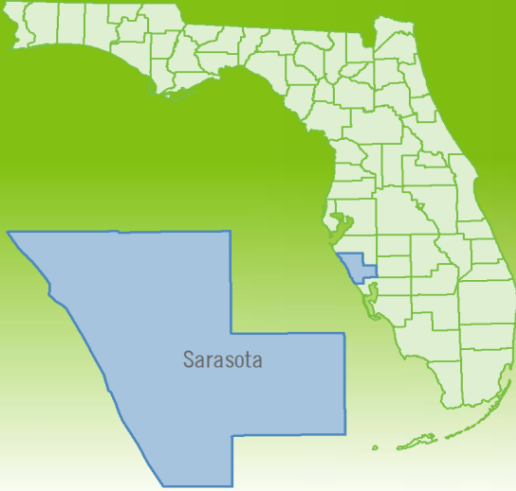
	May 2024	May 2023	Percent Change Year-over-Year
Closed Sales	850	822	3.4%
Paid in Cash	353	374	-5.6%
Median Sale Price	\$530,000	\$510,000	3.9%
Average Sale Price	\$743,303	\$699,344	6.3%
Dollar Volume	\$631.8 Million	\$574.9 Million	9.9%
Med. Pct. of Orig. List Price Received	94.2%	96.2%	-2.1%
Median Time to Contract	43 Days	25 Days	72.0%
Median Time to Sale	84 Days	67 Days	25.4%
New Pending Sales	697	665	4.8%
New Listings	920	813	13.2%
Pending Inventory	932	1,179	-20.9%
Inventory (Active Listings)	3,239	1,824	77.6%
Months Supply of Inventory	5.0	3.0	66.7%



Monthly Distressed Market - May 2024

Single-Family Homes

Sarasota County



		May 2024	May 2023	Percent Change Year-over-Year
Traditional	Closed Sales	845	817	3.4%
	Median Sale Price	\$535,000	\$510,000	4.9%
Foreclosure/REO	Closed Sales	4	3	33.3%
	Median Sale Price	\$327,450	\$360,000	-9.0%
Short Sale	Closed Sales	1	2	-50.0%
	Median Sale Price	\$240,000	\$221,700	8.3%

