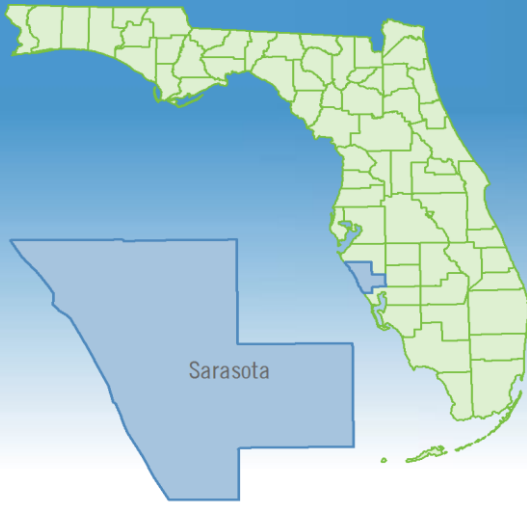


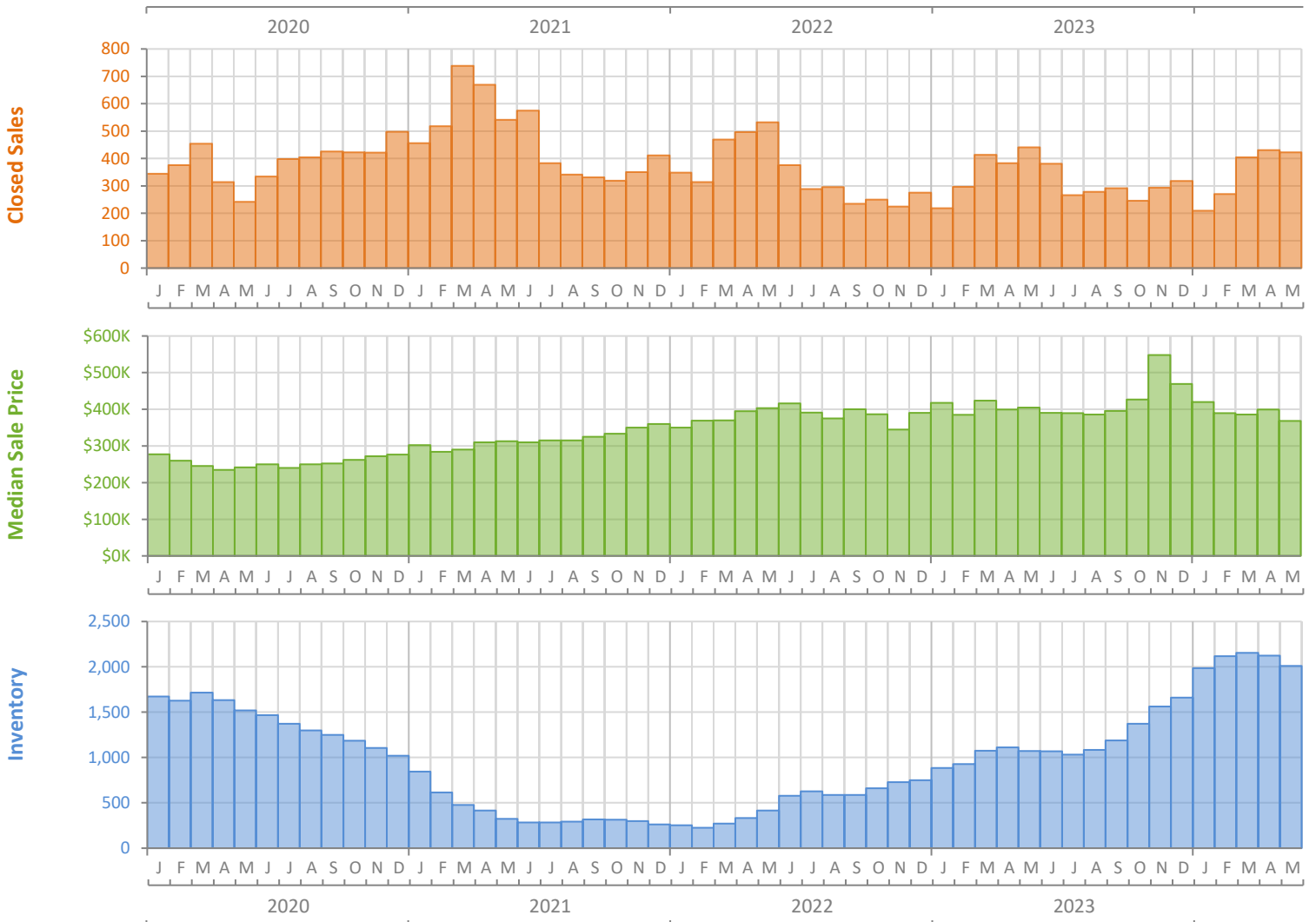
Monthly Market Summary - May 2024

Townhouses and Condos

Sarasota County



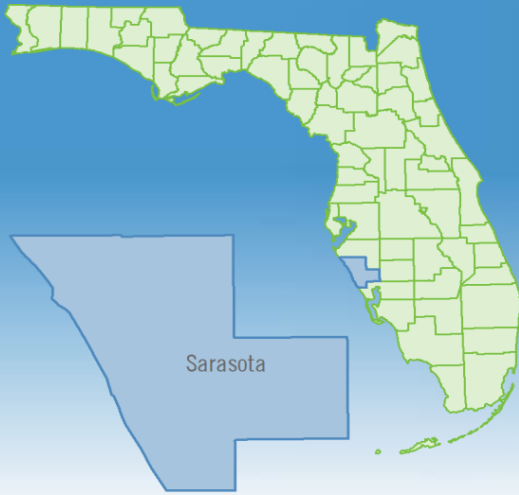
	May 2024	May 2023	Percent Change Year-over-Year
Closed Sales	423	441	-4.1%
Paid in Cash	270	301	-10.3%
Median Sale Price	\$368,000	\$405,000	-9.1%
Average Sale Price	\$545,992	\$581,564	-6.1%
Dollar Volume	\$231.0 Million	\$256.5 Million	-9.9%
Med. Pct. of Orig. List Price Received	92.4%	95.8%	-3.5%
Median Time to Contract	61 Days	27 Days	125.9%
Median Time to Sale	101 Days	75 Days	34.7%
New Pending Sales	284	333	-14.7%
New Listings	397	384	3.4%
Pending Inventory	581	707	-17.8%
Inventory (Active Listings)	2,010	1,073	87.3%
Months Supply of Inventory	6.3	3.5	80.0%



Monthly Distressed Market - May 2024

Townhouses and Condos

Sarasota County



		May 2024	May 2023	Percent Change Year-over-Year
Traditional	Closed Sales	423	441	-4.1%
	Median Sale Price	\$368,000	\$405,000	-9.1%
Foreclosure/REO	Closed Sales	0	0	N/A
	Median Sale Price	(No Sales)	(No Sales)	N/A
Short Sale	Closed Sales	0	0	N/A
	Median Sale Price	(No Sales)	(No Sales)	N/A

