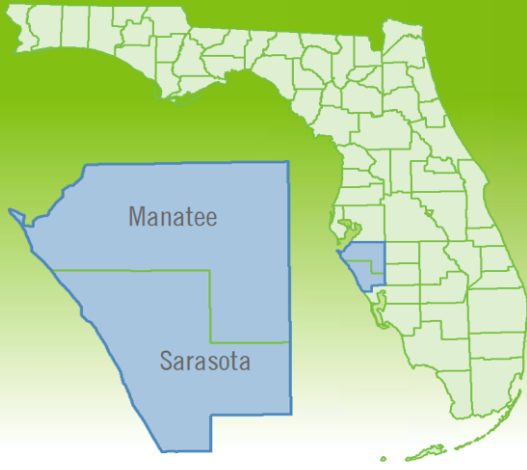


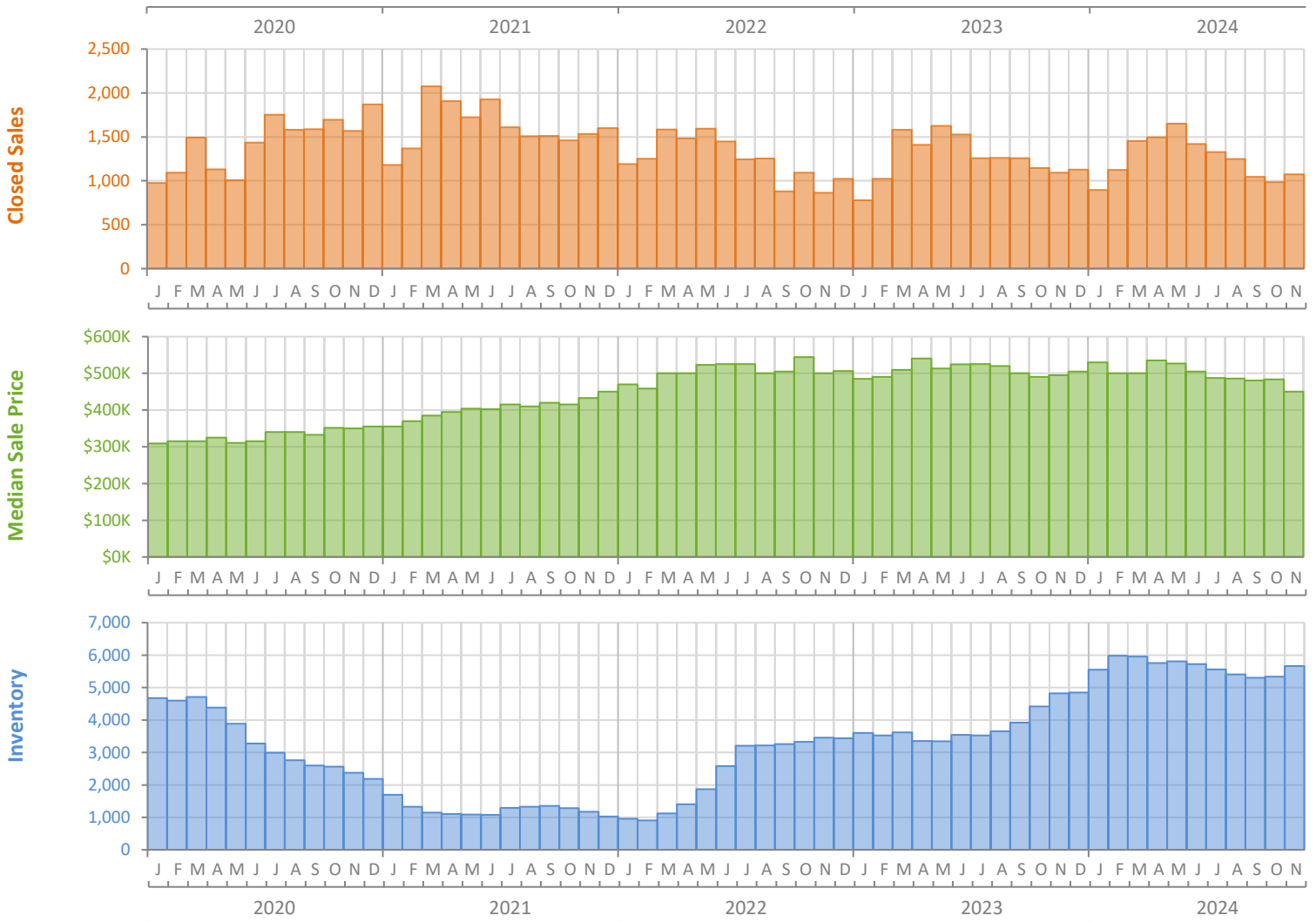
Monthly Market Summary - November 2024

Single-Family Homes

North Port-Sarasota-Bradenton MSA



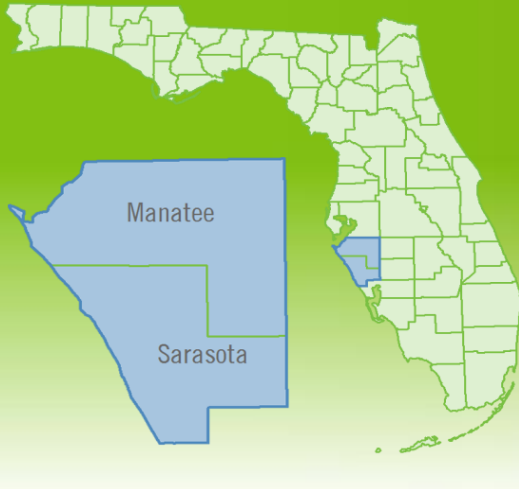
	November 2024	November 2023	Percent Change Year-over-Year
Closed Sales	1,074	1,091	-1.6%
Paid in Cash	372	410	-9.3%
Median Sale Price	\$449,945	\$495,000	-9.1%
Average Sale Price	\$644,167	\$661,396	-2.6%
Dollar Volume	\$691.8 Million	\$721.6 Million	-4.1%
Med. Pct. of Orig. List Price Received	94.9%	96.9%	-2.1%
Median Time to Contract	47 Days	24 Days	95.8%
Median Time to Sale	98 Days	70 Days	40.0%
New Pending Sales	1,153	923	24.9%
New Listings	1,824	1,668	9.4%
Pending Inventory	1,497	1,481	1.1%
Inventory (Active Listings)	5,662	4,823	17.4%
Months Supply of Inventory	4.6	3.9	17.9%



Monthly Distressed Market - November 2024

Single-Family Homes

North Port-Sarasota-Bradenton MSA



		November 2024	November 2023	Percent Change Year-over-Year
Traditional	Closed Sales	1,068	1,087	-1.7%
	Median Sale Price	\$450,000	\$497,990	-9.6%
Foreclosure/REO	Closed Sales	5	4	25.0%
	Median Sale Price	\$385,000	\$294,000	31.0%
Short Sale	Closed Sales	1	0	N/A
	Median Sale Price	\$230,000	(No Sales)	N/A

