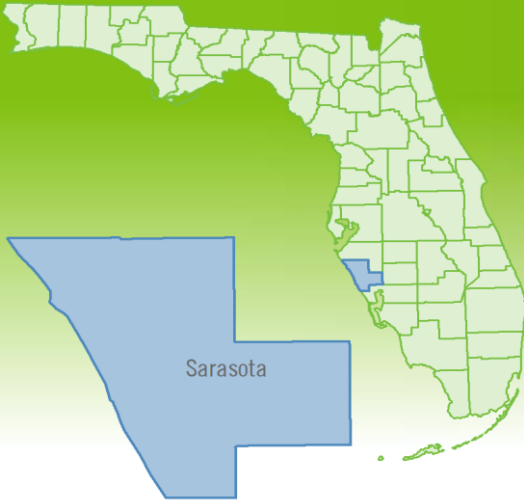


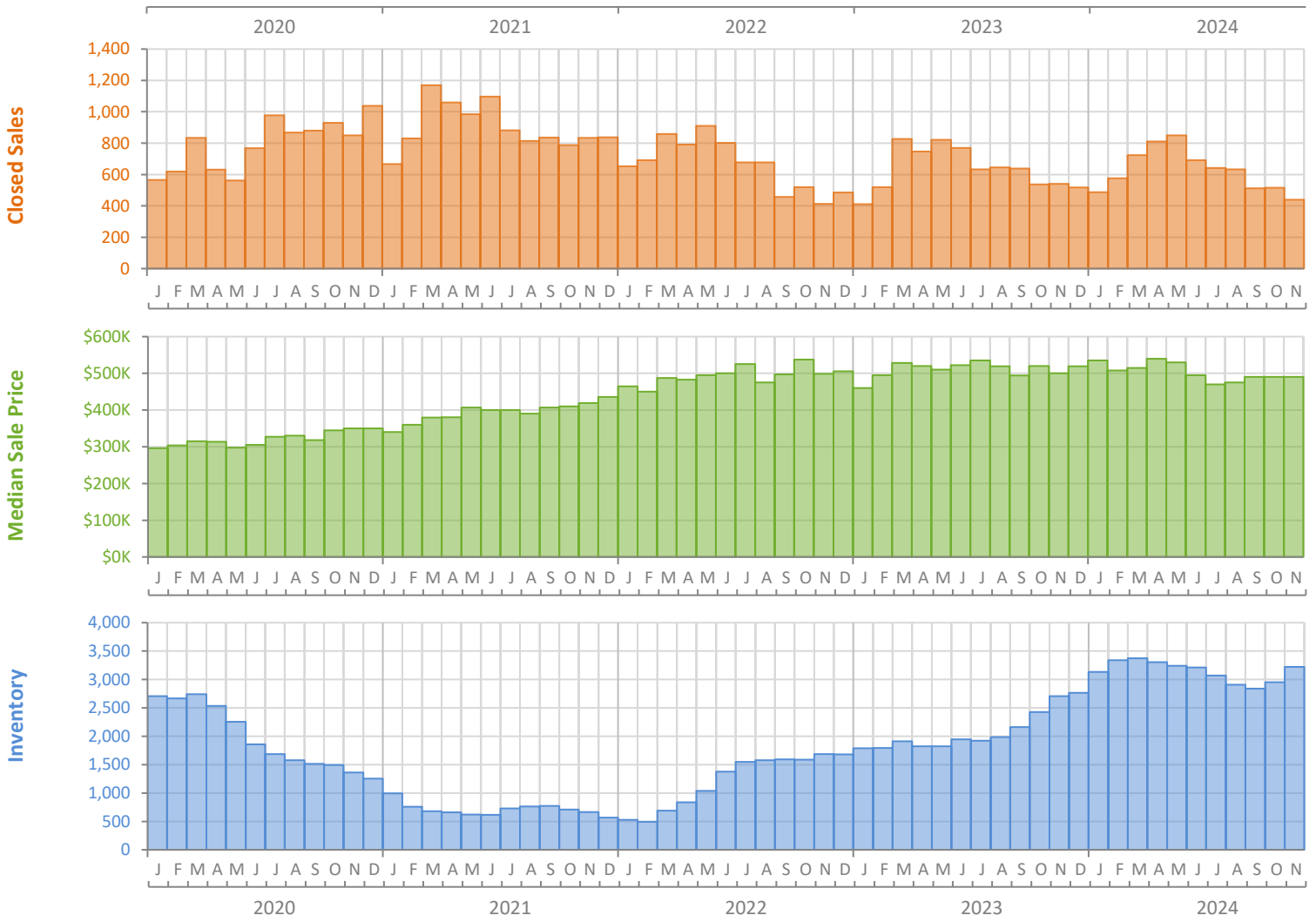
Monthly Market Summary - November 2024

Single-Family Homes

Sarasota County



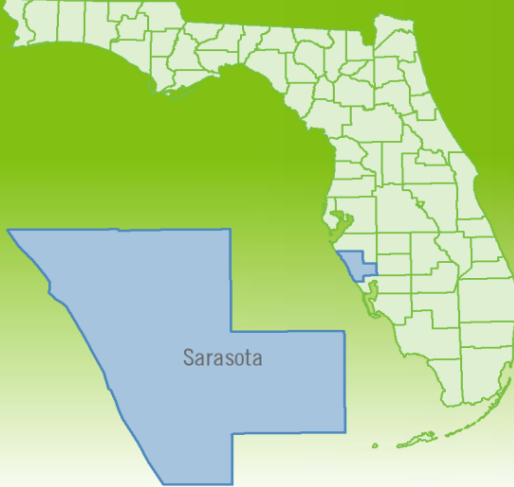
	November 2024	November 2023	Percent Change Year-over-Year
Closed Sales	439	541	-18.9%
Paid in Cash	187	237	-21.1%
Median Sale Price	\$490,000	\$500,000	-2.0%
Average Sale Price	\$708,439	\$660,541	7.3%
Dollar Volume	\$311.0 Million	\$357.4 Million	-13.0%
Med. Pct. of Orig. List Price Received	94.6%	95.7%	-1.1%
Median Time to Contract	53 Days	25 Days	112.0%
Median Time to Sale	94 Days	65 Days	44.6%
New Pending Sales	516	459	12.4%
New Listings	971	920	5.5%
Pending Inventory	721	729	-1.1%
Inventory (Active Listings)	3,220	2,708	18.9%
Months Supply of Inventory	5.2	4.3	20.9%



Monthly Distressed Market - November 2024

Single-Family Homes

Sarasota County



		November 2024	November 2023	Percent Change Year-over-Year
Traditional	Closed Sales	433	540	-19.8%
	Median Sale Price	\$493,750	\$500,000	-1.3%
Foreclosure/REO	Closed Sales	5	1	400.0%
	Median Sale Price	\$385,000	\$230,000	67.4%
Short Sale	Closed Sales	1	0	N/A
	Median Sale Price	\$230,000	(No Sales)	N/A

