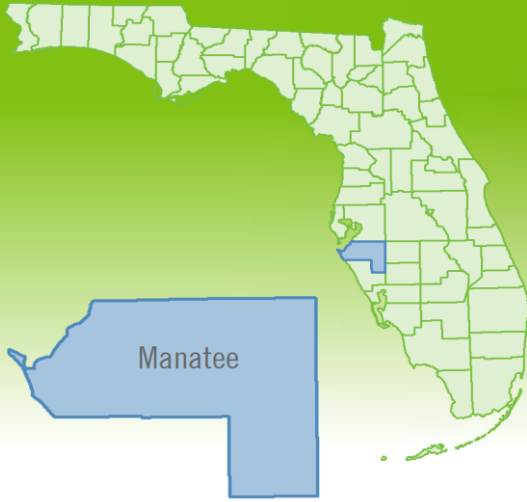


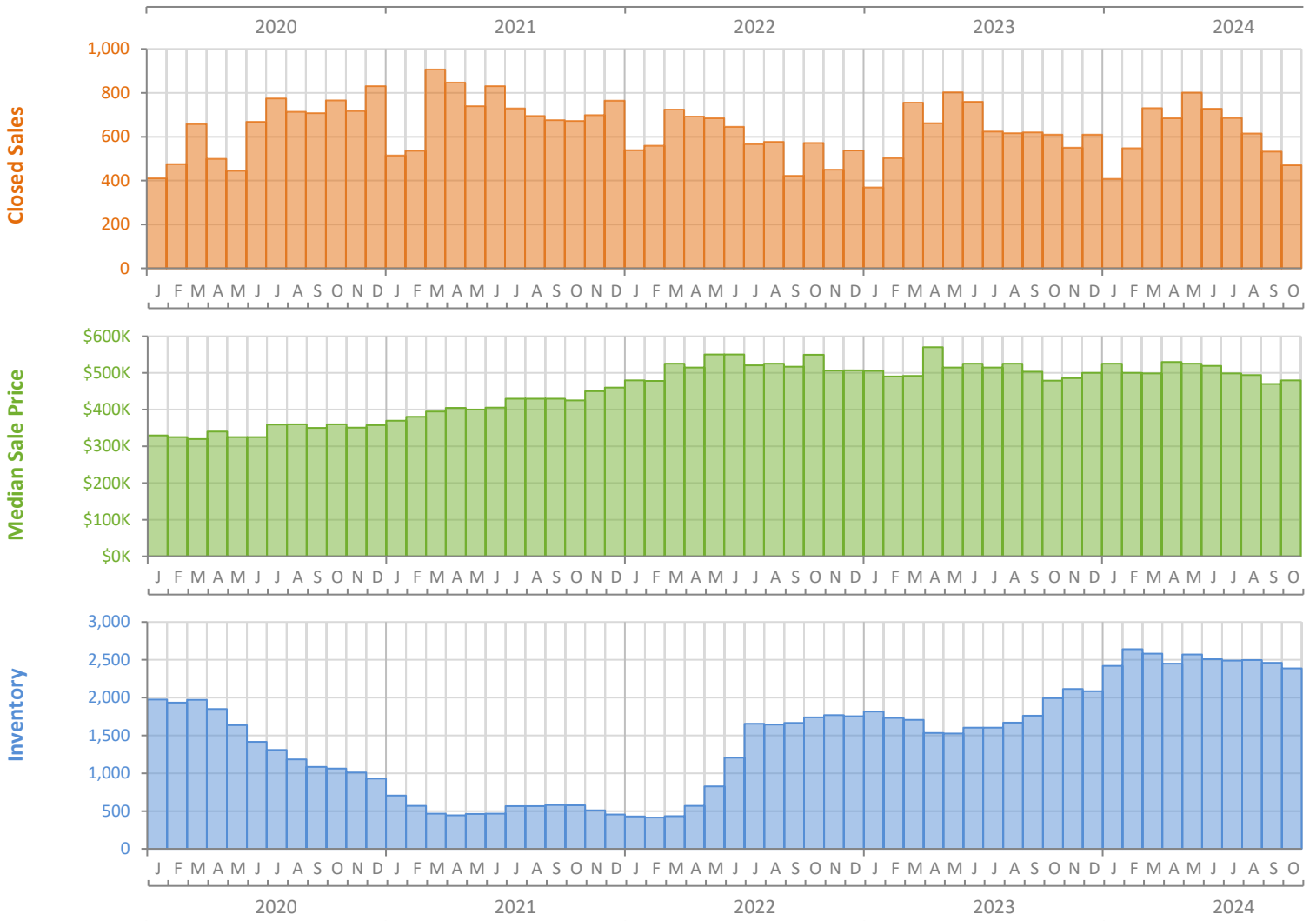
# Monthly Market Summary - October 2024

## Single-Family Homes

### Manatee County



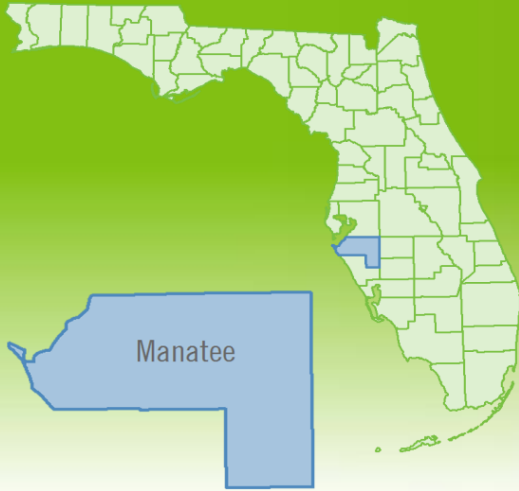
	October 2024	October 2023	Percent Change Year-over-Year
Closed Sales	470	609	-22.8%
Paid in Cash	142	200	-29.0%
Median Sale Price	\$479,990	\$479,000	0.2%
Average Sale Price	\$610,742	\$658,503	-7.3%
Dollar Volume	\$287.0 Million	\$401.0 Million	-28.4%
Med. Pct. of Orig. List Price Received	94.7%	97.7%	-3.1%
Median Time to Contract	60 Days	29 Days	106.9%
Median Time to Sale	113 Days	83 Days	36.1%
New Pending Sales	435	454	-4.2%
New Listings	573	814	-29.6%
Pending Inventory	752	792	-5.1%
Inventory (Active Listings)	2,385	1,994	19.6%
Months Supply of Inventory	3.9	3.3	18.2%



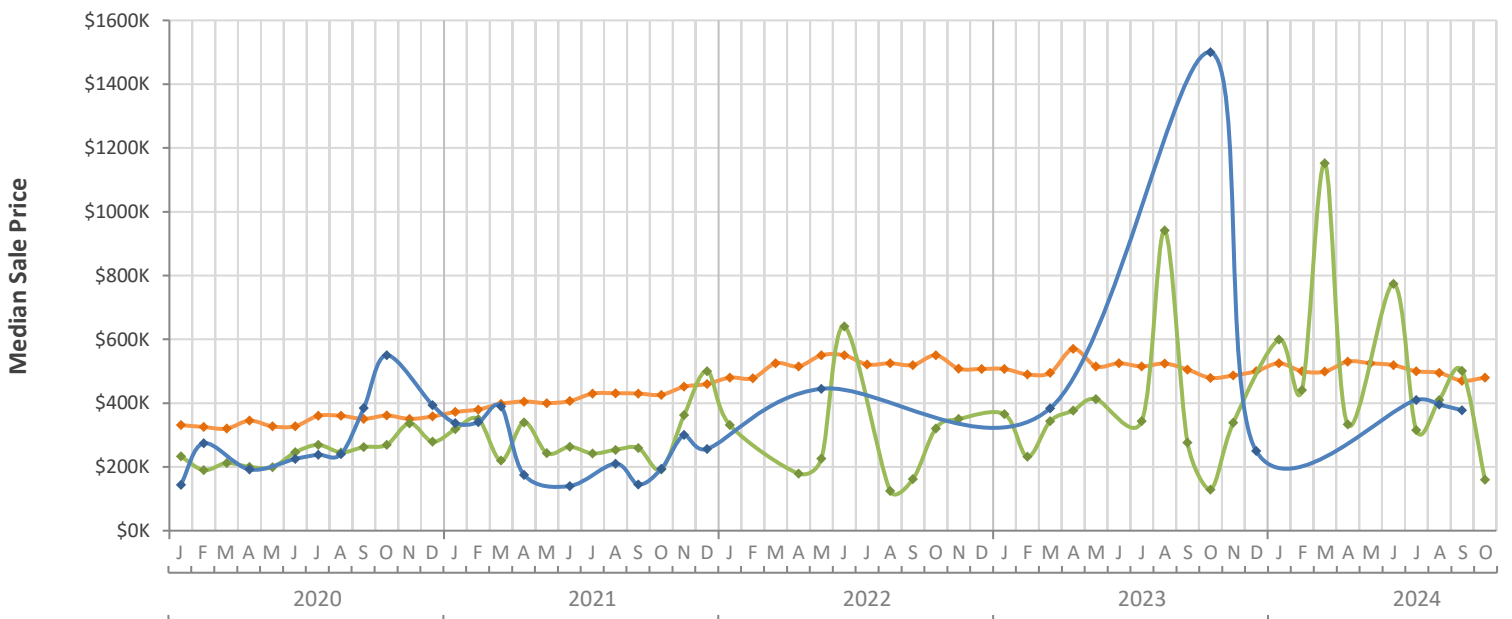
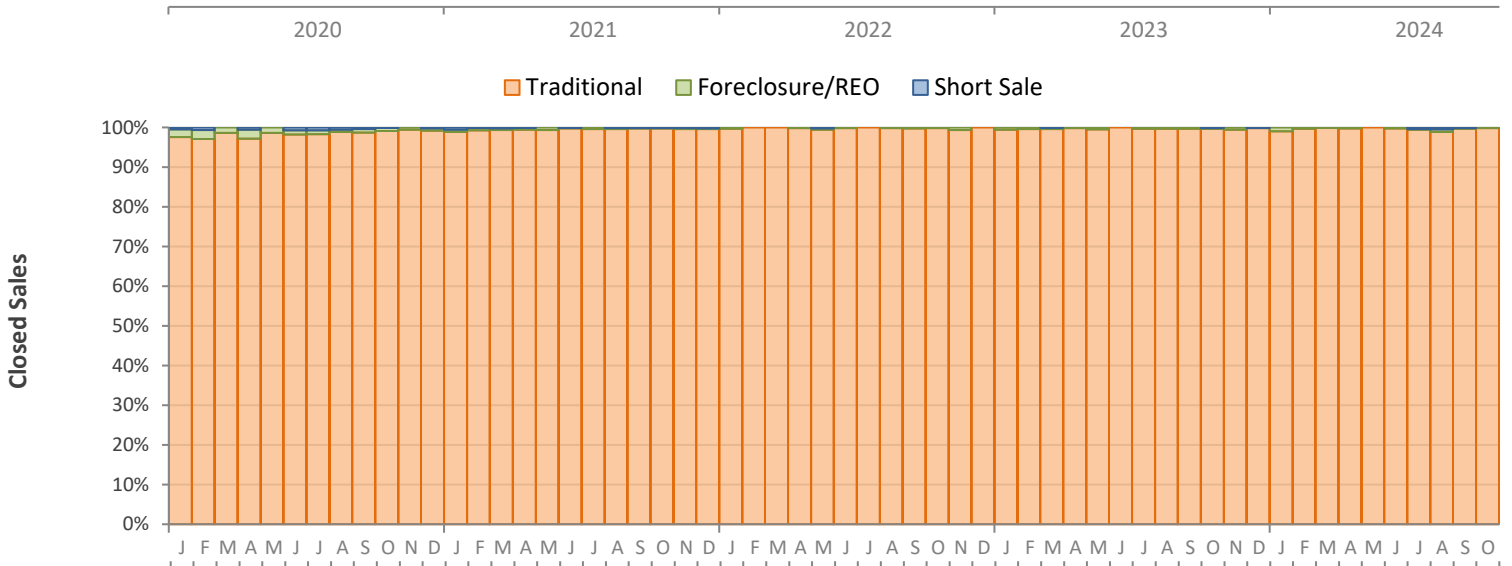
# Monthly Distressed Market - October 2024

## Single-Family Homes

### Manatee County



		October 2024	October 2023	Percent Change Year-over-Year
Traditional	Closed Sales	469	607	-22.7%
	Median Sale Price	\$479,995	\$479,000	0.2%
Foreclosure/REO	Closed Sales	1	1	0.0%
	Median Sale Price	\$160,000	\$129,000	24.0%
Short Sale	Closed Sales	0	1	-100.0%
	Median Sale Price	(No Sales)	\$1,500,000	N/A



Produced by Florida REALTORS® with data provided by Florida's multiple listing services. Statistics for each month compiled from MLS feeds on the 15th day of the following month. Data released on Thursday, November 21, 2024. Next data release is Thursday, December 19, 2024.