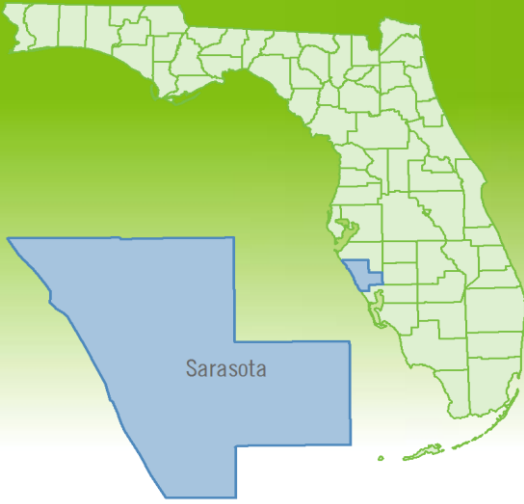


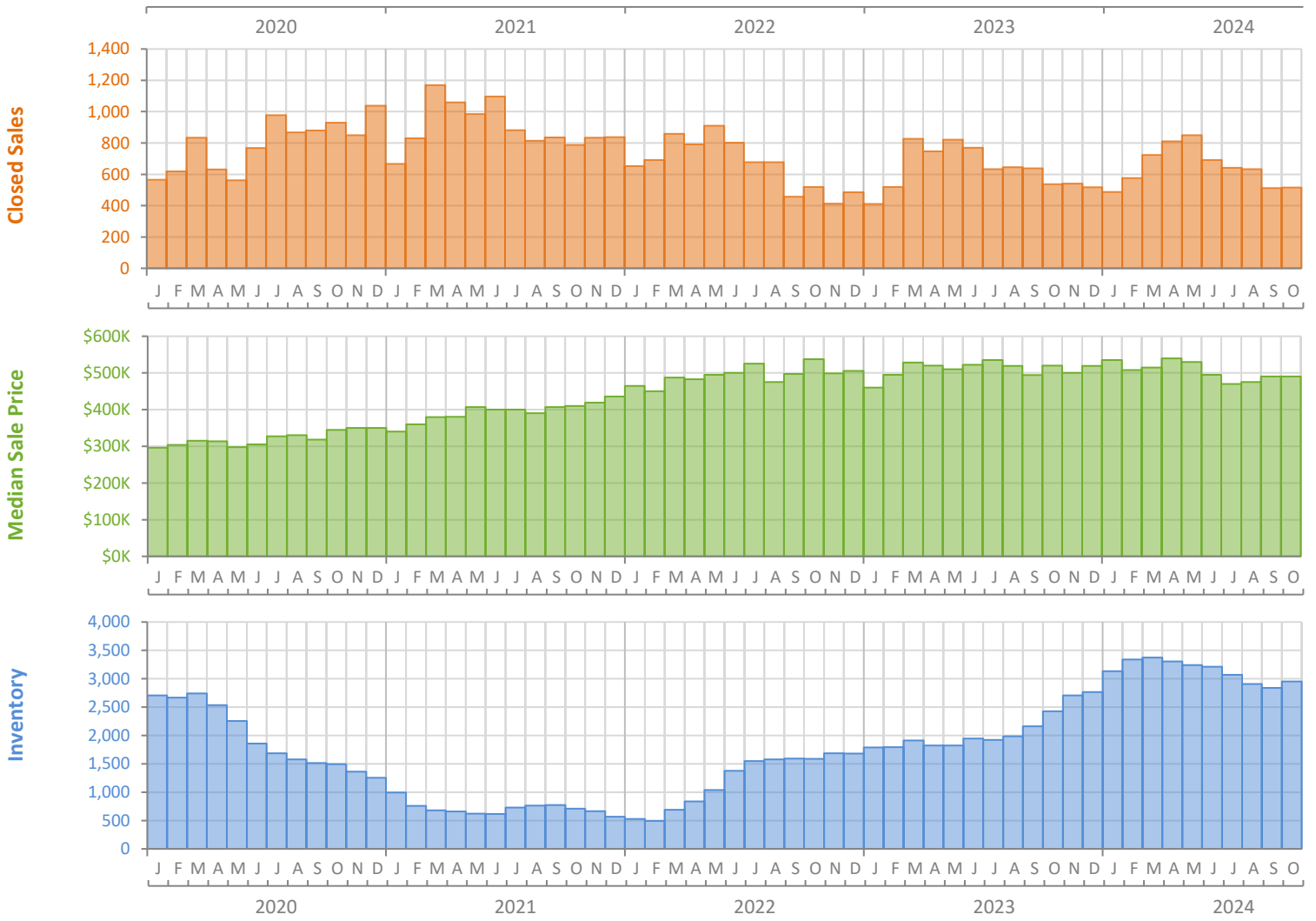
Monthly Market Summary - October 2024

Single-Family Homes

Sarasota County



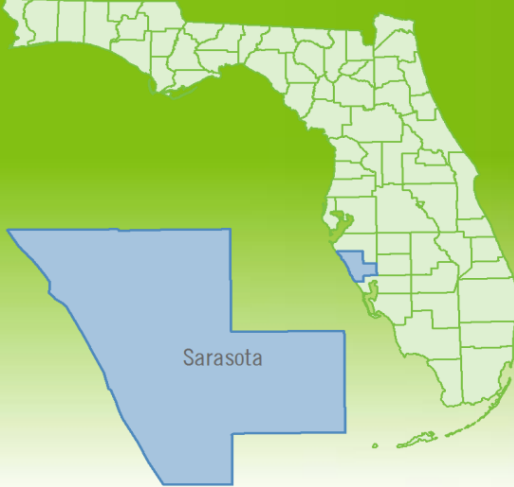
	October 2024	October 2023	Percent Change Year-over-Year
Closed Sales	515	538	-4.3%
Paid in Cash	204	247	-17.4%
Median Sale Price	\$490,000	\$520,000	-5.8%
Average Sale Price	\$650,366	\$699,068	-7.0%
Dollar Volume	\$334.9 Million	\$376.1 Million	-10.9%
Med. Pct. of Orig. List Price Received	94.0%	96.7%	-2.8%
Median Time to Contract	49 Days	29 Days	69.0%
Median Time to Sale	94 Days	70 Days	34.3%
New Pending Sales	414	509	-18.7%
New Listings	761	949	-19.8%
Pending Inventory	629	780	-19.4%
Inventory (Active Listings)	2,952	2,424	21.8%
Months Supply of Inventory	4.7	3.9	20.5%



Monthly Distressed Market - October 2024

Single-Family Homes

Sarasota County



		October 2024	October 2023	Percent Change Year-over-Year
Traditional	Closed Sales	514	535	-3.9%
	Median Sale Price	\$490,000	\$523,560	-6.4%
Foreclosure/REO	Closed Sales	1	2	-50.0%
	Median Sale Price	\$368,000	\$222,000	65.8%
Short Sale	Closed Sales	0	1	-100.0%
	Median Sale Price	(No Sales)	\$222,000	N/A

