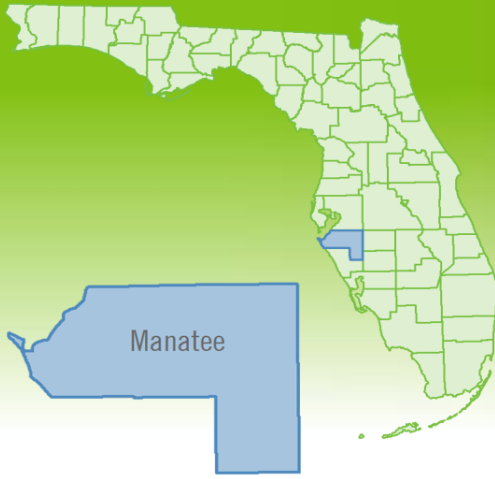


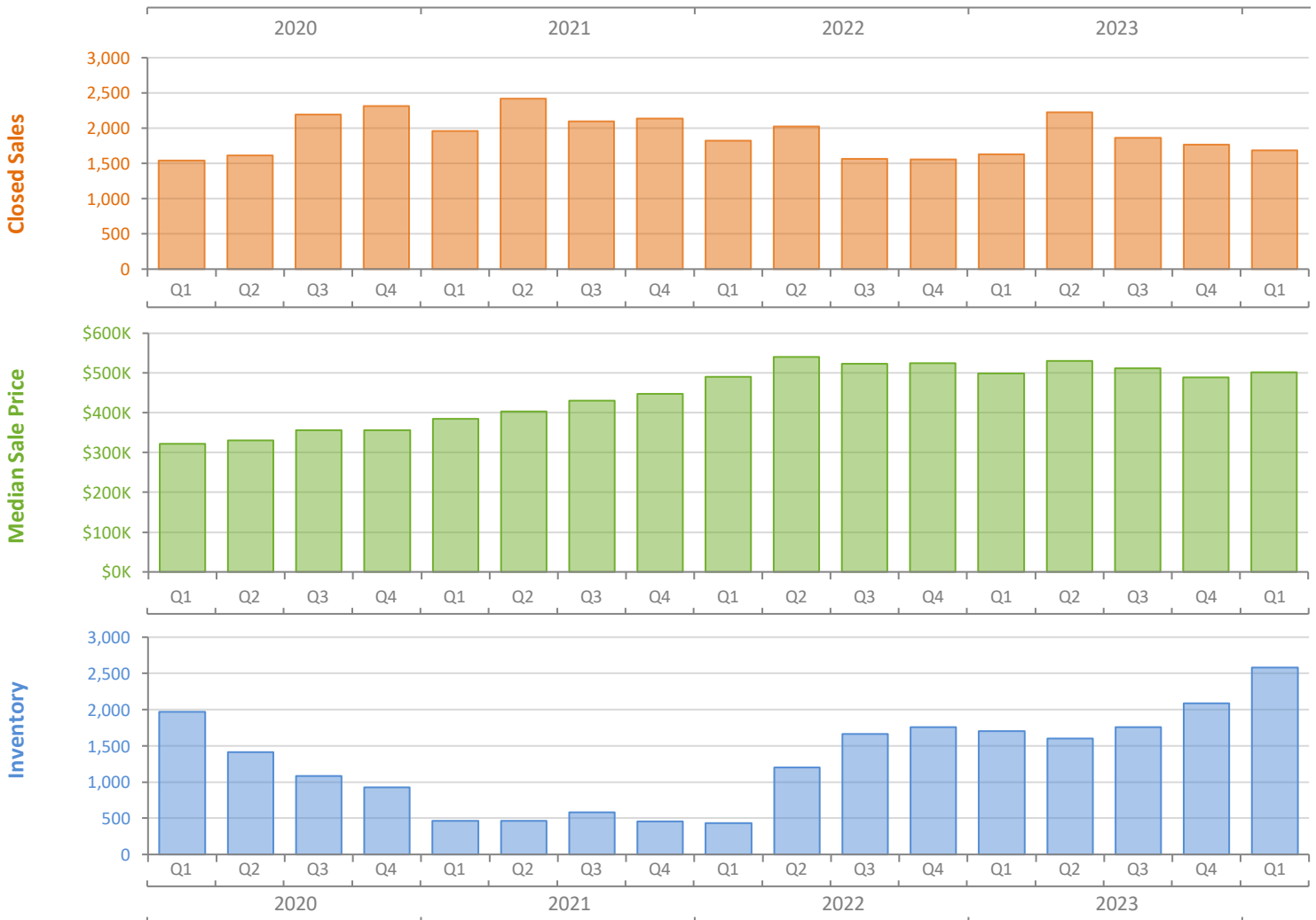
Quarterly Market Summary - Q1 2024

Single-Family Homes

Manatee County



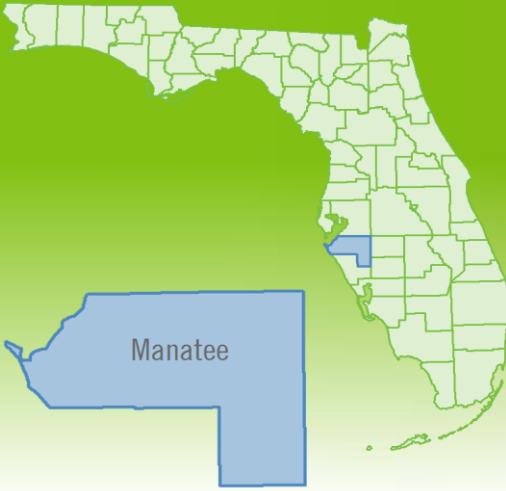
	Q1 2024	Q1 2023	Percent Change Year-over-Year
Closed Sales	1,685	1,627	3.6%
Paid in Cash	581	546	6.4%
Median Sale Price	\$501,638	\$499,000	0.5%
Average Sale Price	\$695,762	\$641,346	8.5%
Dollar Volume	\$1.2 Billion	\$1.0 Billion	12.4%
Med. Pct. of Orig. List Price Received	96.1%	95.2%	0.9%
Median Time to Contract	49 Days	38 Days	28.9%
Median Time to Sale	97 Days	89 Days	9.0%
New Pending Sales	2,064	2,058	0.3%
New Listings	2,920	2,301	26.9%
Pending Inventory	1,023	1,233	-17.0%
Inventory (Active Listings)	2,581	1,706	51.3%
Months Supply of Inventory	4.1	3.0	36.7%



Quarterly Distressed Market - Q1 2024

Single-Family Homes

Manatee County



		Q1 2024	Q1 2023	Percent Change Year-over-Year
Traditional	Closed Sales	1,678	1,620	3.6%
	Median Sale Price	\$501,990	\$499,900	0.4%
Foreclosure/REO	Closed Sales	7	6	16.7%
	Median Sale Price	\$485,000	\$332,950	45.7%
Short Sale	Closed Sales	0	1	-100.0%
	Median Sale Price	(No Sales)	\$383,935	N/A

