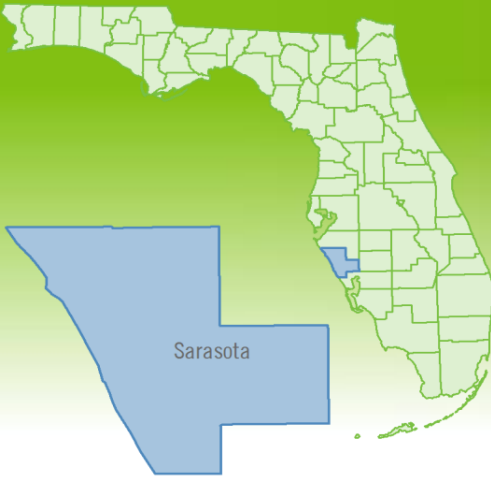


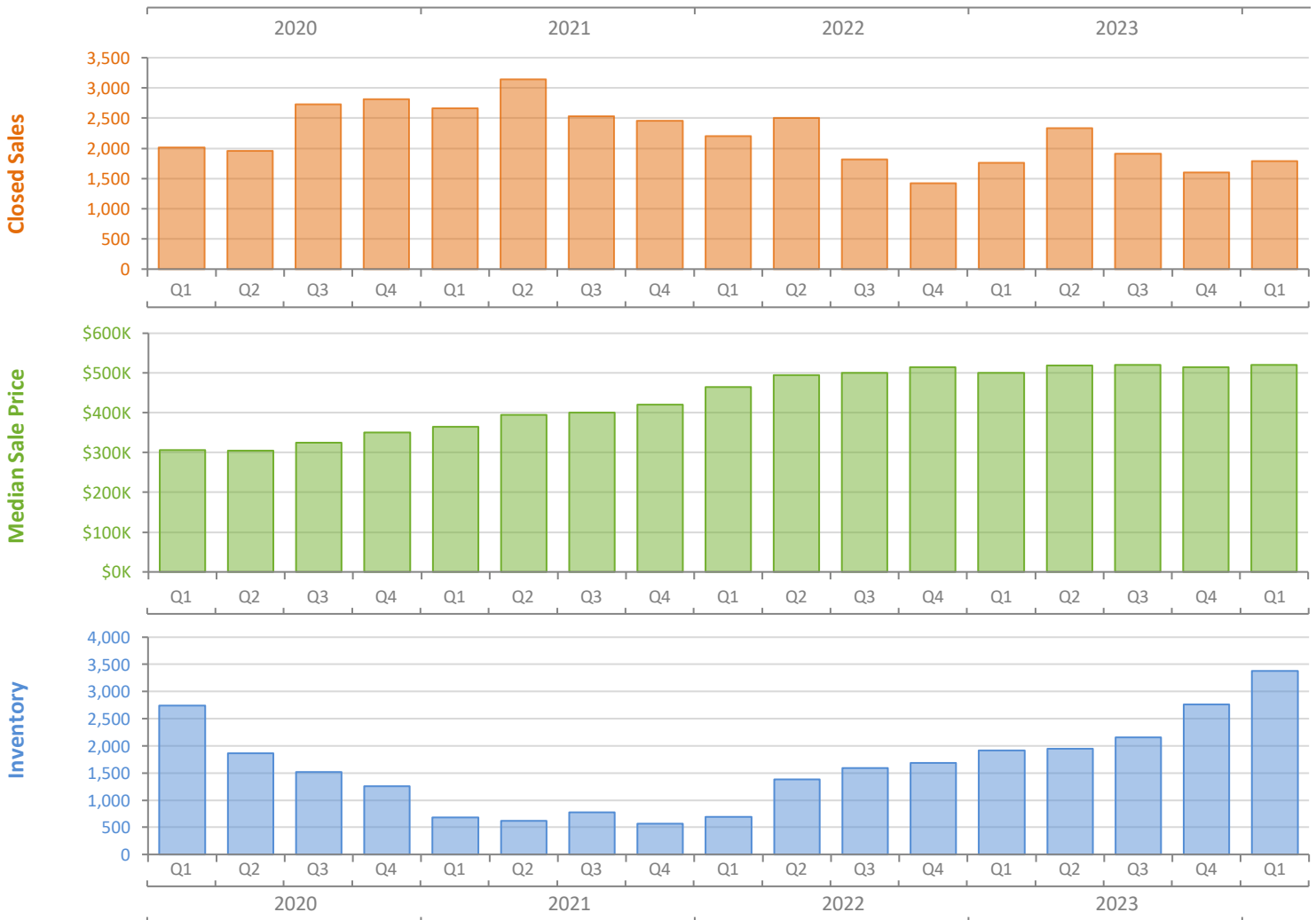
Quarterly Market Summary - Q1 2024

Single-Family Homes

Sarasota County



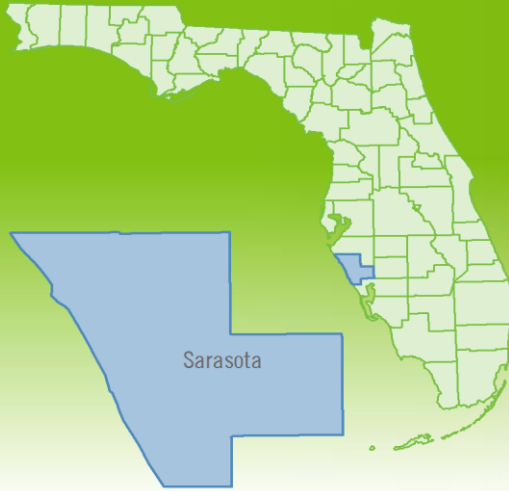
	Q1 2024	Q1 2023	Percent Change Year-over-Year
Closed Sales	1,787	1,757	1.7%
Paid in Cash	863	797	8.3%
Median Sale Price	\$520,000	\$500,000	4.0%
Average Sale Price	\$769,970	\$693,722	11.0%
Dollar Volume	\$1.4 Billion	\$1.2 Billion	12.9%
Med. Pct. of Orig. List Price Received	95.3%	96.0%	-0.7%
Median Time to Contract	40 Days	25 Days	60.0%
Median Time to Sale	81 Days	69 Days	17.4%
New Pending Sales	2,224	2,220	0.2%
New Listings	3,377	2,754	22.6%
Pending Inventory	1,094	1,294	-15.5%
Inventory (Active Listings)	3,374	1,911	76.6%
Months Supply of Inventory	5.3	3.1	71.0%



Quarterly Distressed Market - Q1 2024

Single-Family Homes

Sarasota County



		Q1 2024	Q1 2023	Percent Change Year-over-Year
Traditional	Closed Sales	1,782	1,748	1.9%
	Median Sale Price	\$520,000	\$500,250	3.9%
Foreclosure/REO	Closed Sales	5	7	-28.6%
	Median Sale Price	\$354,000	\$367,507	-3.7%
Short Sale	Closed Sales	0	2	-100.0%
	Median Sale Price	(No Sales)	\$376,000	N/A

