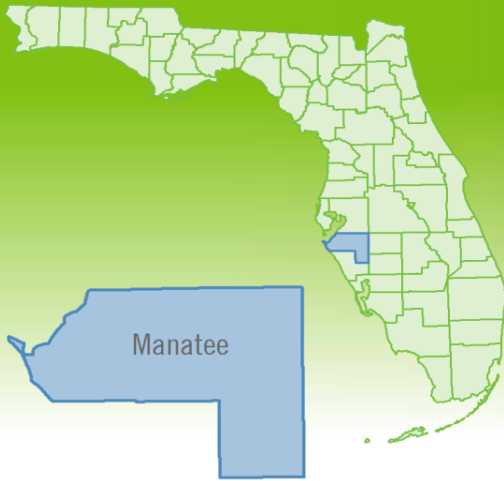


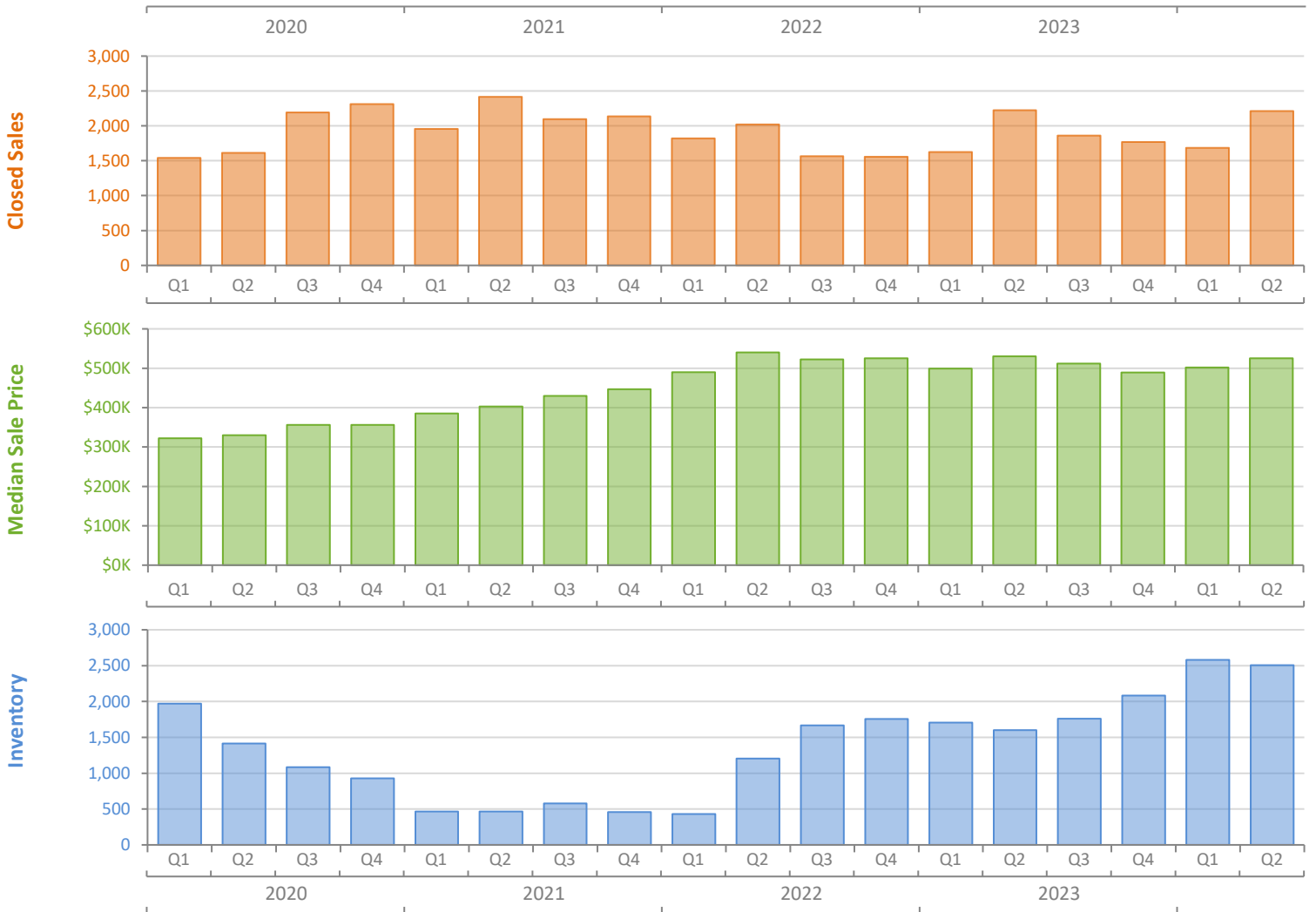
Quarterly Market Summary - Q2 2024

Single-Family Homes

Manatee County



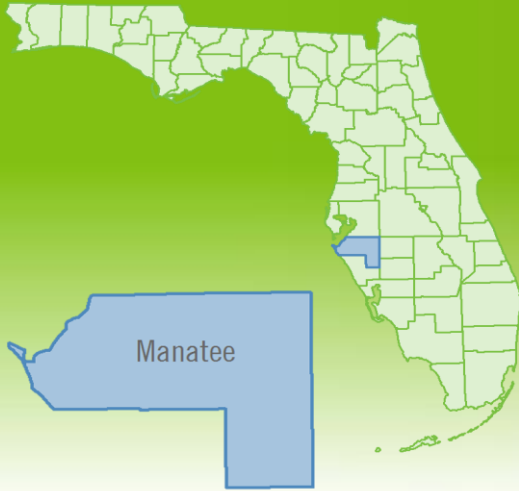
	Q2 2024	Q2 2023	Percent Change Year-over-Year
Closed Sales	2,214	2,224	-0.4%
Paid in Cash	718	704	2.0%
Median Sale Price	\$525,000	\$530,000	-0.9%
Average Sale Price	\$721,102	\$698,432	3.2%
Dollar Volume	\$1.6 Billion	\$1.6 Billion	2.8%
Med. Pct. of Orig. List Price Received	95.6%	96.0%	-0.4%
Median Time to Contract	49 Days	33 Days	48.5%
Median Time to Sale	99 Days	82 Days	20.7%
New Pending Sales	2,130	2,040	4.4%
New Listings	2,594	2,282	13.7%
Pending Inventory	950	1,107	-14.2%
Inventory (Active Listings)	2,508	1,602	56.6%
Months Supply of Inventory	4.0	2.8	42.9%



Quarterly Distressed Market - Q2 2024

Single-Family Homes

Manatee County



		Q2 2024	Q2 2023	Percent Change Year-over-Year
Traditional	Closed Sales	2,210	2,219	-0.4%
	Median Sale Price	\$525,000	\$530,000	-0.9%
Foreclosure/REO	Closed Sales	4	5	-20.0%
	Median Sale Price	\$413,950	\$390,000	6.1%
Short Sale	Closed Sales	0	0	N/A
	Median Sale Price	(No Sales)	(No Sales)	N/A

