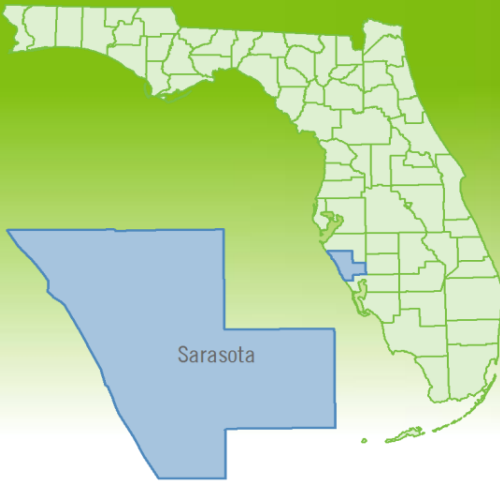


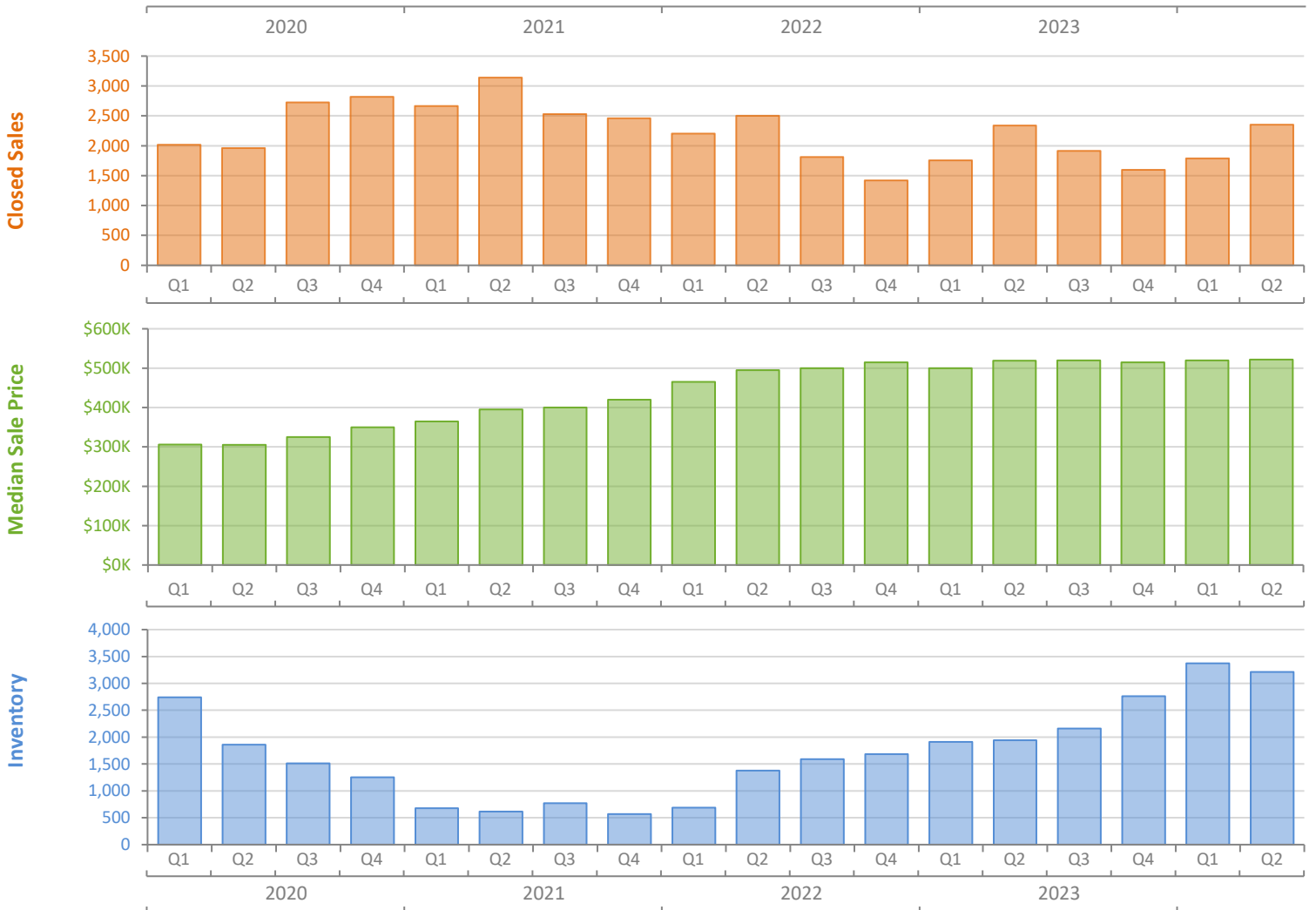
Quarterly Market Summary - Q2 2024

Single-Family Homes

Sarasota County



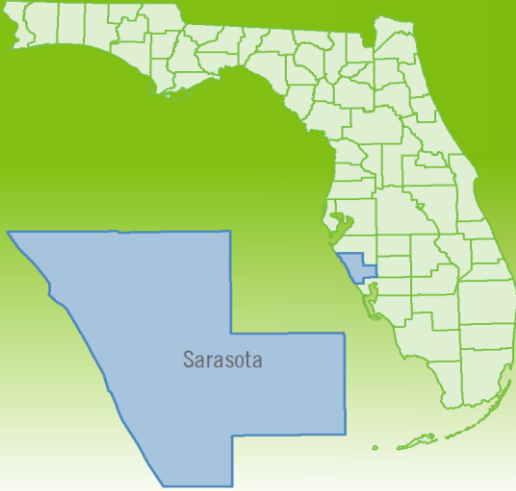
	Q2 2024	Q2 2023	Percent Change Year-over-Year
Closed Sales	2,353	2,338	0.6%
Paid in Cash	1,047	1,021	2.5%
Median Sale Price	\$521,584	\$518,803	0.5%
Average Sale Price	\$740,446	\$697,087	6.2%
Dollar Volume	\$1.7 Billion	\$1.6 Billion	6.9%
Med. Pct. of Orig. List Price Received	94.1%	96.0%	-2.0%
Median Time to Contract	46 Days	24 Days	91.7%
Median Time to Sale	89 Days	68 Days	30.9%
New Pending Sales	2,066	2,025	2.0%
New Listings	2,739	2,494	9.8%
Pending Inventory	838	1,009	-16.9%
Inventory (Active Listings)	3,211	1,943	65.3%
Months Supply of Inventory	5.0	3.2	56.3%



Quarterly Distressed Market - Q2 2024

Single-Family Homes

Sarasota County



		Q2 2024	Q2 2023	Percent Change Year-over-Year
Traditional	Closed Sales	2,344	2,325	0.8%
	Median Sale Price	\$525,000	\$519,500	1.1%
Foreclosure/REO	Closed Sales	8	8	0.0%
	Median Sale Price	\$277,500	\$243,000	14.2%
Short Sale	Closed Sales	1	5	-80.0%
	Median Sale Price	\$240,000	\$215,000	11.6%

